

**City of Casper, Wyoming**  
**All Funds Budget Comparison**  
For Fiscal Year 2023 as of February 28, 2023  
66.67 % OF THE FISCAL YEAR HAS ELAPSED

Fund	REVENUES		EXPENDITURES		Anticipated Year-End Net Income (Shortfall)
	Revised Budget	Year To Date	Revised Budget	Year To Date	
General Fund	\$ 52,878,987	\$ 33,814,622	\$ 59,034,467	\$ 39,587,049	\$ (6,155,480)
Opportunities Fund	99,132	7,745,379	1,189,512	44,994	(1,090,380)
Perpetual Care Fund	333,469	285,079	331,606	171,249	1,863
Debt Service Fund	5,065,260	5,012,771	489,618	1,459	4,575,642
Metro Animal Fund	1,487,031	791,214	1,658,683	763,672	(171,652)
River Fund	7,314,053	963,206	7,278,550	36,741	35,503
CARES Act Funding			111,550	109,623	(111,550)
Weed & Pest Fund	802,897	548,392	728,919	287,770	73,978
CDBG Program Fund	1,250,000	-	1,250,000	5,700	-
Special Fire Assistance Fund	570,072	17,413	570,073	27,104	(1)
Revolving Land Fund	1,730,849	1,287,479	690,295	643,920	1,040,554
Police Grants Fund	253,853	218,436	253,853	149,168	-
Public Transit Fund	4,418,539	2,609,571	4,418,585	1,590,782	(46)
Metropolitan Planning	1,443,997	489,663	1,444,001	500,989	(4)
Public Safety Communications	2,959,173	1,901,261	3,000,305	1,777,873	(41,132)
Redevelopment Loan Fund	63,157	63,157	63,157	63,157	-
Capital Projects Fund	25,500,900	10,483,893	44,671,580	19,657,512	(19,170,680)
Water Distribution Fund	16,111,731	12,515,594	21,270,430	9,474,998	(5,158,699)
Water Treatment Plant Ops Fund	3,849,135	2,541,750	3,849,135	2,549,413	-
Sewer Fund	7,614,235	5,271,265	10,145,383	3,961,953	(2,531,148)
Wastewater Treatment Plant	14,673,016	4,416,064	17,498,017	10,806,790	(2,825,001)
Refuse Collection Fund	9,957,182	6,080,881	11,703,888	5,879,596	(1,746,706)
Balefill Fund	10,793,139	4,283,344	17,306,262	7,408,104	(6,513,123)
Aquatics Fund	1,228,675	824,251	1,228,675	732,645	-
Golf Course Fund	958,000	571,532	1,079,332	615,586	(121,332)
Ice Arena Fund	598,012	415,461	598,012	400,679	-
Recreation Center Fund	1,224,211	818,038	1,224,211	746,312	-
Hogadon Fund	1,038,219	671,588	1,038,219	664,759	-
Ford Wyoming Center Fund	1,069,384	662,278	1,134,354	693,736	(64,970)
Parking Fund	16,977	8,618	50,587	26,385	(33,610)
Fleet Maintenance Fund	3,432,888	2,607,182	3,432,888	2,566,362	-
Buildings and Structures Fund	1,561,018	1,003,346	1,568,333	965,181	(7,315)
Health Insurance Fund	25,576	30,657	417,324	181,564	(391,748)
Property Insurance Fund	2,617,687	1,824,156	2,372,664	2,270,358	245,023
<b>Total</b>	<b>\$ 182,940,454</b>	<b>\$ 110,777,540</b>	<b>\$ 223,102,468</b>	<b>\$ 115,363,185</b>	<b>\$ (40,162,014)</b>

**City of Casper, Wyoming**  
**All Funds Statement of Revenues**  
For Fiscal Year 2023 as of February 28, 2023  
66.67 % OF THE FISCAL YEAR HAS ELAPSED

<b>Fund</b>	<b>Adopted Budget</b>	<b>Changes and Amendments</b>	<b>Revised Budget</b>	<b>Current Year To Date</b>	<b>Current Year % of Budget</b>
General Fund	\$ 51,926,377	\$ 952,610	\$ 52,878,987	\$ 33,814,622	64%
Opportunities Fund	99,132	-	99,132	7,745,379	7813%
Perpetual Care Fund	333,469	-	333,469	285,079	85%
Debt Service Fund	108,788	4,956,472	5,065,260	5,012,771	99%
Metro Animal Fund	1,476,303	10,728	1,487,031	791,214	53%
River Fund	6,977,762	336,291	7,314,053	963,206	13%
CARES Act Funding		-			
Weed & Pest Fund	802,897	-	802,897	548,392	68%
CDBG Program Fund	-	1,250,000	1,250,000	-	0%
Special Fire Assistance Fund	310,911	259,161	570,072	17,413	3%
Revolving Land Fund	1,730,849	-	1,730,849	1,287,479	74%
Police Grants Fund	222,509	31,344	253,853	218,436	86%
Public Transit Fund	3,258,798	1,159,741	4,418,539	2,609,571	59%
Metropolitan Planning	1,439,416	4,581	1,443,997	489,663	34%
Public Safety Communications	2,933,431	25,742	2,959,173	1,901,261	64%
Redevelopment Loan Fund	63,157	-	63,157	63,157	100%
Capital Projects Fund	23,229,487	2,271,413	25,500,900	10,483,893	41%
Water Distribution Fund	15,285,221	826,510	16,111,731	12,515,594	78%
Water Treatment Plant Ops Fund	3,830,789	18,346	3,849,135	2,541,750	66%
Sewer Fund	6,942,876	671,359	7,614,235	5,271,265	69%
Wastewater Treatment Plant	6,993,641	7,679,375	14,673,016	4,416,064	30%
Refuse Collection Fund	10,056,082	(98,900)	9,957,182	6,080,881	61%
Balefill Fund	8,349,686	2,443,453	10,793,139	4,283,344	40%
Aquatics Fund	1,224,376	4,299	1,228,675	824,251	67%
Golf Course Fund	958,000	-	958,000	571,532	60%
Ice Arena Fund	595,453	2,559	598,012	415,461	69%
Recreation Center Fund	1,217,324	6,887	1,224,211	818,038	67%
Hogadon Fund	1,015,949	22,270	1,038,219	671,588	65%
Ford Wyoming Center Fund	992,219	77,165	1,069,384	662,278	62%
Parking Fund	16,977	-	16,977	8,618	51%
Fleet Maintenance Fund	3,417,927	14,961	3,432,888	2,607,182	76%
Buildings and Structures Fund	1,541,399	19,619	1,561,018	1,003,346	64%
Health Insurance Fund	25,576	-	25,576	30,657	120%
Property Insurance Fund	2,612,012	5,675	2,617,687	1,824,156	70%
<b>Total</b>	<b>\$ 159,988,793</b>	<b>\$ 22,951,661</b>	<b>\$ 182,940,454</b>	<b>\$ 110,777,540</b>	<b>61%</b>

**City of Casper, Wyoming**  
**All Funds Statement of Expenditures**

For Fiscal Year 2023 as of February 28, 2023  
66.67 % OF THE FISCAL YEAR HAS ELAPSED

<b>Fund</b>	<b>Adopted Budget</b>	<b>Carry-over Encumbrances and Amendments</b>	<b>Current Year Budget</b>	<b>Current Year To Date</b>	<b>Current Year % of Budget</b>
General Fund	\$ 51,897,564	\$ 7,136,903	\$ 59,034,467	\$ 39,587,049	67%
Opportunities Fund	1,189,512	-	1,189,512	44,994	4%
Perpetual Care Fund	330,736	870	331,606	171,249	52%
Debt Service Fund	124,912	364,706	489,618	1,459	0%
Metro Animal Fund	1,647,955	10,728	1,658,683	763,672	46%
River Fund	6,873,510	405,040	7,278,550	36,741	1%
CARES Act Funding	-	111,550	111,550	109,623	98%
Weed & Pest Fund	725,615	3,304	728,919	287,770	39%
CDBG Program Fund	-	1,250,000	1,250,000	5,700	0%
Special Fire Assistance Fund	310,911	259,162	570,073	27,104	5%
Revolving Land Fund	690,150	145	690,295	643,920	93%
Police Grants Fund	222,509	31,344	253,853	149,168	59%
Public Transit Fund	3,258,798	1,159,787	4,418,585	1,590,782	36%
Metropolitan Planning	1,439,416	4,585	1,444,001	500,989	35%
Public Safety Communications	2,824,562	175,743	3,000,305	1,777,873	59%
Redevelopment Loan Fund	63,157	-	63,157	63,157	100%
Capital Projects Fund	26,625,600	18,045,980	44,671,580	19,657,512	44%
Water Distribution Fund	16,694,218	4,576,212	21,270,430	9,474,998	45%
Water Treatment Plant Ops Fund	3,830,789	18,346	3,849,135	2,549,413	66%
Sewer Fund	8,044,584	2,100,799	10,145,383	3,961,953	39%
Wastewater Treatment Plant	7,438,806	10,059,211	17,498,017	10,806,790	62%
Refuse Collection Fund	9,720,097	1,983,791	11,703,888	5,879,596	50%
Balefill Fund	8,161,755	9,144,507	17,306,262	7,408,104	43%
Aquatics Fund	1,224,376	4,299	1,228,675	732,645	60%
Golf Course Fund	1,070,907	8,425	1,079,332	615,586	57%
Ice Arena Fund	595,453	2,559	598,012	400,679	67%
Recreation Center Fund	1,217,324	6,887	1,224,211	746,312	61%
Hogadon Fund	1,015,949	22,270	1,038,219	664,759	64%
Ford Wyoming Center Fund	992,219	142,135	1,134,354	693,736	61%
Parking Fund	48,729	1,858	50,587	26,385	52%
Fleet Maintenance Fund	3,417,927	14,961	3,432,888	2,566,362	75%
Buildings and Structures Fund	1,541,399	26,934	1,568,333	965,181	62%
Health Insurance Fund	417,324	-	417,324	181,564	44%
Property Insurance Fund	2,244,711	127,953	2,372,664	2,270,358	96%
<b>Total</b>	<b>\$ 165,901,474</b>	<b>\$ 57,200,994</b>	<b>\$ 223,102,468</b>	<b>\$ 115,363,185</b>	<b>52%</b>

**City of Casper, Wyoming**  
**Summary of Cash, Investments, Other Monetary Assets and Working Capital**  
For Fiscal Year 2023 as of February 28, 2023  
**66.67 % OF THE FISCAL YEAR HAS ELAPSED**

	Cash and Investments			Working Capital			
	Cash	Investments	Market Adjustments	Total	Current Assets	Current Liabilities	Total
<b>General Fund</b>	\$ 2,003,861	\$ 26,567,361	\$ -	\$ 28,571,222	\$ 2,111,886	\$ (4,973,395)	\$ 25,709,713
<b>Capital Projects Funds</b>							
Opportunities Fund	105,130	14,331,133	-	14,436,263	-	-	14,436,263
Capital Projects Fund	95,450	37,891,091	-	37,986,541	48,970	(454,156)	37,581,354
<b>Trust &amp; Agency Funds</b>							
Perpetual Care Fund	244,816	29,759,184	-	30,004,000	-	-	30,004,000
Metro Animal Fund	419,818	542,424	-	962,243	46,769	(60,350)	948,662
River Fund	452,300	1,101,972	-	1,554,272	-	(229,226)	1,325,047
CARES Act Funding	28,052	12,142,707	-	12,170,759		(1,115,446)	11,055,313
Public Safety Communications	756,447			756,447	143,569	(102,833)	797,183
Health Insurance Fund	4,280	3,353,566	-	3,357,846		(39,066)	3,318,780
<b>Debt Service Funds</b>	235,807	5,554,601	-	5,790,408	(12,607)	(116,164)	5,661,637
<b>Special Revenue Funds</b>							
Weed & Pest Fund	527,967	786,433	-	1,314,400	-	(13,421)	1,300,978
CDBG Program Fund	(5,700)			(5,700)		-	(5,700)
Special Fire Assistance Fund	18,823			18,823	765	(8,051)	11,537
Revolving Land Fund	757,907	708,719	-	1,466,626	-	-	1,466,626
Police Grants Fund	43,654			43,654	28,010	(6,084)	65,581
Public Transit Fund	(352,058)			(352,058)	543,990	(122,778)	69,154
Metropolitan Planning	76,763			76,763	242,563	(28,139)	291,187
Redevelopment Loan Fund	100,937			100,937	4,027	(4,027)	100,937
<b>Utility Enterprise Funds</b>							
Water Distribution Fund	1,651,356	19,927,773	-	21,579,128	1,038,844	(358,315)	22,259,657
Water Treatment Plant Ops Fund	(147,207)			(147,207)	190,382	(84,317)	(41,143)
Sewer Fund	1,231,332	6,633,050	-	7,864,382	693,060	(65,178)	8,492,264
Wastewater Treatment Plant	761,877	9,188,913	-	9,950,791	4,421,109	(1,882,737)	12,489,163
Refuse Collection Fund	903,068	3,169,688	-	4,072,756	750,487	(493,837)	4,329,405
Balefill Fund	25,569	10,068,087	-	10,093,656	230,442	(479,915)	9,844,184
<b>Parks &amp; Recreation Enterprise Funds</b>							
Aquatics Fund	39,537			39,537		(39,538)	-
Golf Course Fund	468,403			468,403	79,382	(32,942)	514,843
Ice Arena Fund	16,610			16,610	8,508	(25,118)	-
Recreation Center Fund	71,564			71,564	2,186	(73,751)	-
Hogadon Fund	34,660			34,660	57,025	(50,619)	41,067
Ford Wyoming Center Fund	1,102,038			1,102,038	30,107	(1,124,757)	7,388
<b>Other Enterprise Funds - Parking</b>	4,734	135,438	-	140,172	13,063	-	153,235
<b>Internal Service Funds</b>							
Fleet Maintenance Fund	257,565			257,565	112,324	(88,904)	280,985
Buildings and Structures Fund	580,352			580,352	15,682	(66,750)	529,284
Property Insurance Fund	(49,631)			(49,631)	27,364	(111,837)	(134,104)
	<b>\$ 12,466,082</b>	<b>\$ 181,862,141</b>	<b>\$ -</b>	<b>\$ 194,328,223</b>	<b>\$ 10,827,908</b>	<b>\$ (12,251,654)</b>	<b>\$ 192,904,478</b>

# City of Casper, Wyoming

## Summary of Cash and Investments

### For Fiscal Year 2023 as of February, 28 2023

#### Bank Accounts

Petty Cash	\$ 16,637
Petty Cash	2,030
Concentration	9,595,607
Expense Checking	(1,667,007)
Customer Refund	1,514
Court Bonds	236,342
CEC Show Account	1,129,428
Police Evidence Account	91,633
Firehouse Redevelopment	-
Outgoing EFT	50,000

<b>Total Cash</b>	<b>\$ 9,456,184</b>
-------------------	---------------------

#### Investments

General Fund	\$ 26,567,361
Opportunities Fund	14,331,133
Perpetual Care Fund	29,759,184
Debt Service Fund	5,554,601
Metro Animal Fund	542,424
River Fund	1,101,972
CARES Act Funding	12,142,707
Weed & Pest Fund	786,433
Revolving Land Fund	708,719
Capital Projects Fund	37,891,091
Water Distribution Fund	19,927,773
Sewer Fund	6,633,050
Wastewater Treatment Plant	9,188,913
Refuse Collection Fund	3,169,688
Balefill Fund	10,068,087
Parking Fund	135,438
Health Insurance Fund	3,353,566

<b>Total Investments</b>	<b>\$ 181,862,141</b>
--------------------------	-----------------------

#### Other Assets

General Fund	
Notes/Loans Receivable	\$ 443,104
Opportunities Fund	
Notes/Loans Receivable	285,832
Perpetual Care Fund	
Notes/Loans Receivable	640,384
Debt Service Fund	
Notes/Loans Receivable	(9,521)
Penalty Receivable	5,406
Principal Receivable	117,640
Redevelopment Loan Fund	
Notes/Loans Receivable	164,000
Capital Projects Fund	
Notes/Loans Receivable	89,149

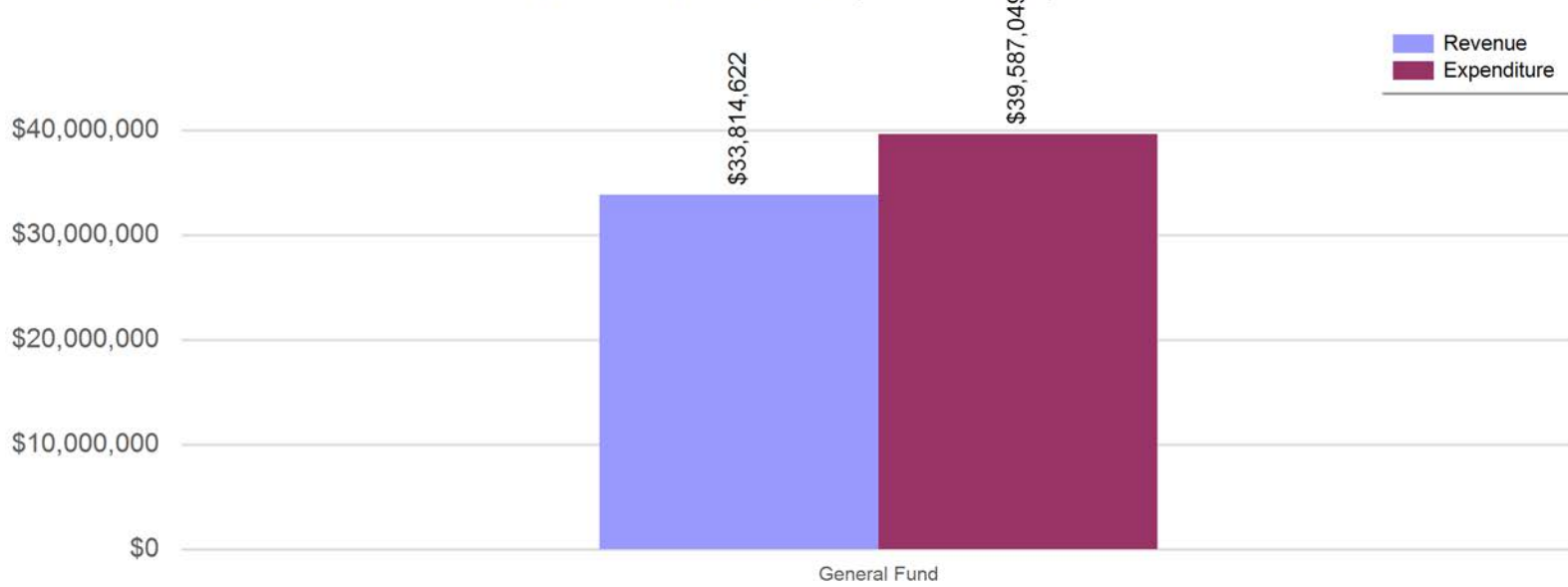
<b>Total Other Assets</b>	<b>\$ 1,735,994</b>
---------------------------	---------------------

**City of Casper, Wyoming**  
**General Fund Balance Sheet**  
For Fiscal Year 2023 as of February 28, 2023  
**66.67 % OF THE FISCAL YEAR HAS ELAPSED**

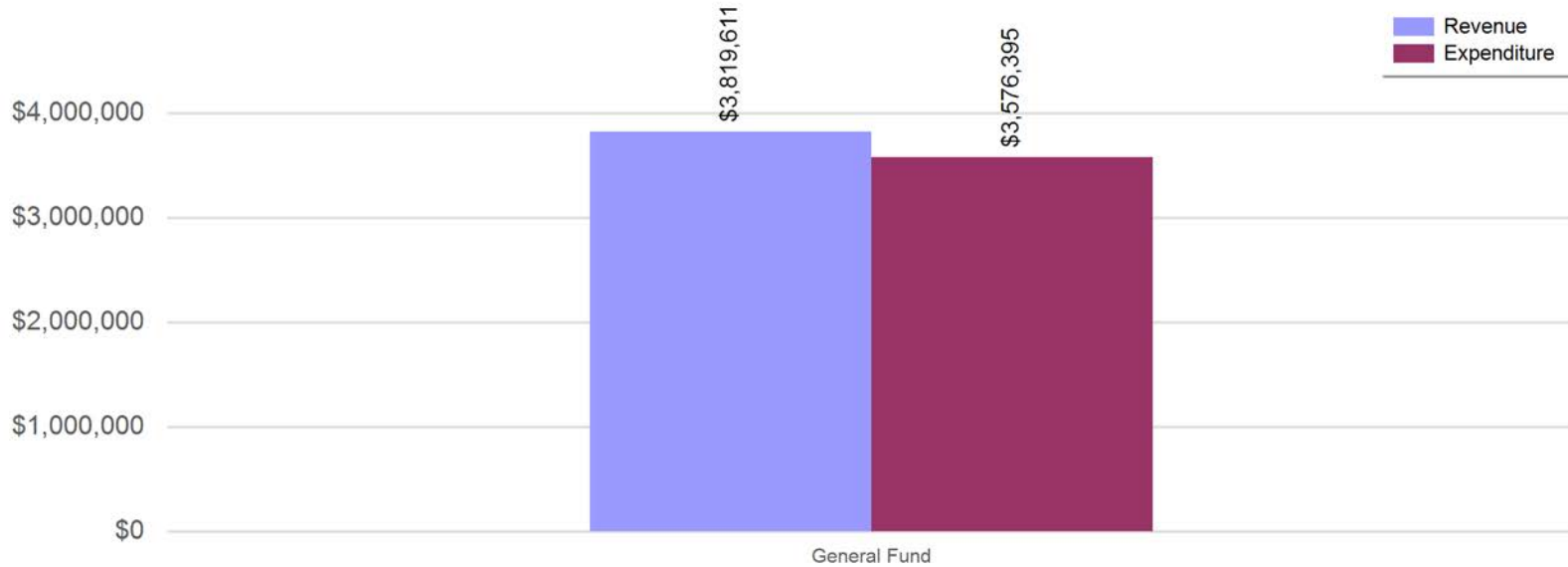
	<u>General Fund</u>
<b>ASSETS</b>	
Current Assets	
Cash	\$ 2,003,861
Investments	26,567,361
Market Adjustments	-
Inventory	90,237
Grants Receivable	-
Loans Receivable	443,104
Accounts Receivable	1,781,441
Prepaid Expenses	23,994
Lease Receivable - Short Term	216,213
Total Current Assets	<u>31,126,212</u>
Non-Current Assets	
Lease Receivable - Long Term	2,531,031
Total Assets	<u>\$ 33,657,243</u>
<b>LIABILITIES</b>	
Current Liabilities	
Accounts Payable	\$ 804,484
Accrued Wages and Benefits Payable	1,073,842
Deferred Revenue	67,048
Held in Trust - Police Accounts	3,028,021
Total Current Liabilities	<u>4,973,395</u>
Non-Current Liabilities	
Funds Held in Trust	5,052
Total Non-Current Liabilities	<u>5,052</u>
Total Liabilities	<u>\$ 4,978,446</u>
<b>DEFERRED INFLOWS OF RESOURCES</b>	
Total Deferred Inflows Of Resources	<u>\$ 2,676,683</u>
<b>NET POSITION</b>	
Net Investment in Capital Assets	\$ 2,747,244
Unrestricted	23,254,869
Total Net Position	<u>\$ 26,002,113</u>

**City of Casper, Wyoming**  
**General Fund Revenue Expenditure Comparison**  
For Fiscal Year 2023 as of February 28, 2023  
66.67 % OF THE FISCAL YEAR HAS ELAPSED

**General Fund YTD Revenue and Expenditure Comparison**



**General Fund MTD Revenue and Expenditure Comparison**



**City of Casper, Wyoming**  
**General Fund Statement of Expenditures**  
For Fiscal Year 2023 as of February 28, 2023  
66.67 % OF THE FISCAL YEAR HAS ELAPSED

Organization	Revised Budget	Current Year To Date	Current Year % of Budget
General Fund Revenue	\$ 75,960	\$ 35,153	46%
General Fund Transfers Out	10,773,302	8,520,833	79%
City Council	300,603	135,824	45%
City Manager	994,576	536,475	54%
City Clerk	466,763	298,572	64%
Social Community Services	1,341,981	933,948	70%
Municipal Court	771,611	483,799	63%
City Attorney	772,760	479,415	62%
Human Resources	832,102	533,449	64%
City Hall	425,472	293,783	69%
Marathon Building	19,110	12,431	65%
Miller St. Dormitory	43,883	28,828	66%
City Center Building	77,917	48,446	62%
Ash Street Building	29,522	13,638	46%
Casper Business Center	79,672	87,703	110%
Information Services	2,009,986	1,279,980	64%
Finance	865,537	591,359	68%
Customer Service	853,409	598,534	70%
Engineering	906,682	653,708	72%
Streets	3,483,952	2,144,479	62%
Traffic Control	800,332	340,391	43%
Community Development	1,503,219	897,275	60%
Code Enforcement	-	937	
Police Administration	16,412,979	10,710,678	65%
Police Career Services	430,000	249,550	58%
Police Investigations	42,000	19,987	48%
Fire-EMS Administration	10,271,102	6,968,206	68%
Fire-EMS Operations	761,272	584,488	77%
Fire-EMS Training	119,964	85,686	71%
Fire-EMS Prevent & Inspect	39,903	8,634	22%
Parks - Athletic Maint.	478,023	210,743	44%
Parks - Parks Maint.	1,886,934	1,139,921	60%
Parks - Urban Forestry	21,234	9,690	46%
Parks - Special Areas	139,700	91,485	65%
Cemetery	503,281	256,890	51%
Ft. Caspar Museum	499,724	302,128	60%
<b>Total</b>	<b>\$ 59,034,467</b>	<b>\$ 39,587,049</b>	<b>67%</b>



**City of Casper, Wyoming**  
**General Fund Statement of Revenues and Expenditures**  
For Fiscal Year 2023 as of February 28, 2023  
**66.67 % OF THE FISCAL YEAR HAS ELAPSED**

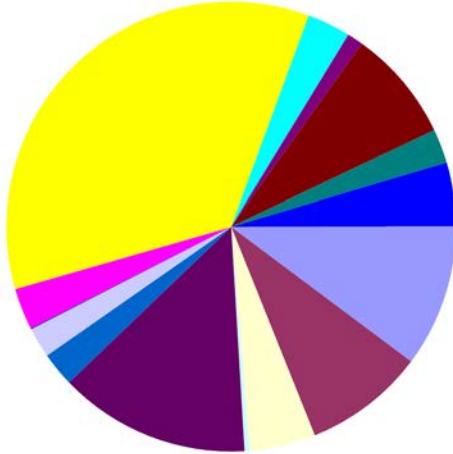
	Revised Budget	Current Year To Date	Current Year % of Budget
<b>Revenues:</b>			
General Property Tax	\$ 5,368,052	\$ 3,456,400	64.39%
Licences and Permits	5,845,236	2,944,497	50.37%
Automobile Tax	1,547,309	1,604,448	103.69%
Cigarette Tax	229,339	128,405	55.99%
Direct Distribution	4,658,159	4,658,159	100.00%
Federal Grants	5,000	-	0.00%
Gaming Revenue	1,000,000	833,781	83.38%
Gasoline Tax	1,281,528	736,777	57.49%
Intergovernmental User Charges	34,057	19,502	57.26%
Mineral Royalites Tax	2,073,642	1,015,106	48.95%
Municipal Share of State Sales	21,338,411	11,860,706	55.58%
Severance Tax	2,067,465	1,055,519	51.05%
Special Fuels Tax	583,234	390,055	66.88%
Goods and Svcs Rev	4,443,110	2,729,711	61.44%
Fines and Forfeits	1,285,000	832,316	64.77%
Misc Revenue	1,101,635	1,537,367	139.55%
Loan Receipts	16,576	11,051	66.67%
Transfers In	1,234	823	66.66%
<b>Total Revenues</b>	<b>\$ 52,878,987</b>	<b>\$ 33,814,622</b>	<b>63.95%</b>
	Revised Budget	Current Year To Date	Current Year % of Budget
<b>Expenditures:</b>			
Personnel Services	\$ 34,460,863	\$ 23,000,843	66.74%
Materials & Supplies	3,978,102	2,093,398	52.62%
Contractual Services	5,215,901	3,034,575	58.18%
Capital Outlay	46,714	11,237	24.06%
Transfers Out	10,773,302	8,520,833	79.09%
Other Costs	3,525,752	2,339,911	66.37%
Utility Expense	1,033,833	586,252	56.71%
<b>Total Expenditures</b>	<b>\$ 59,034,467</b>	<b>\$ 39,587,049</b>	<b>67.06%</b>
<b>Net Revenue (Shortfall)</b>	<b>\$ (6,155,480)</b>	<b>\$ (5,772,427)</b>	<b>-3.11%</b>

**City of Casper, Wyoming**  
**General Fund Summary of Cash and Investments**  
For Fiscal Year 2023 as of February 28, 2023  
66.67 % OF THE FISCAL YEAR HAS ELAPSED

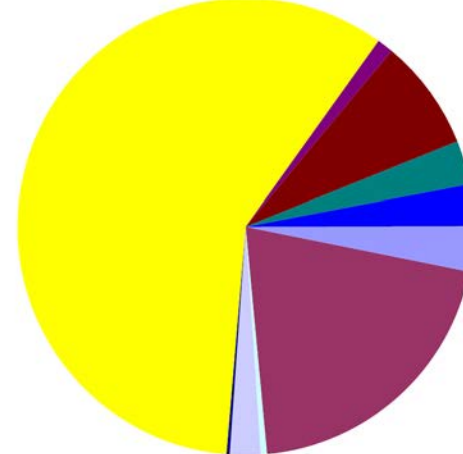
Cash	\$	2,003,861
Investments		26,567,361
	\$	<u>28,571,222</u>

**City of Casper, Wyoming**  
**General Fund Summary of Revenues and Expenditures**  
**For Fiscal Year 2023 as of February 28, 2023**  
**66.67 % OF THE FISCAL YEAR HAS ELAPSED**

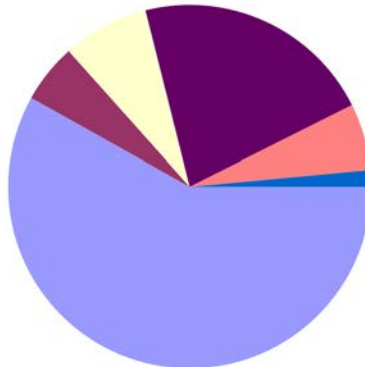
Year To Date Revenues  
\$33,814,622



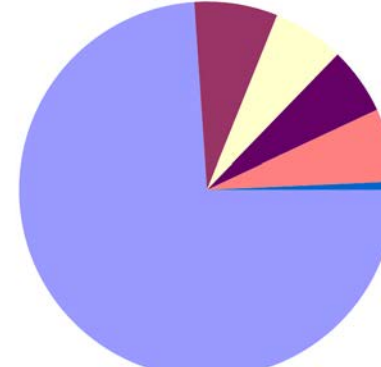
Month To Date Revenues  
\$3,819,611



Year To Date Expenditures  
\$39,587,049



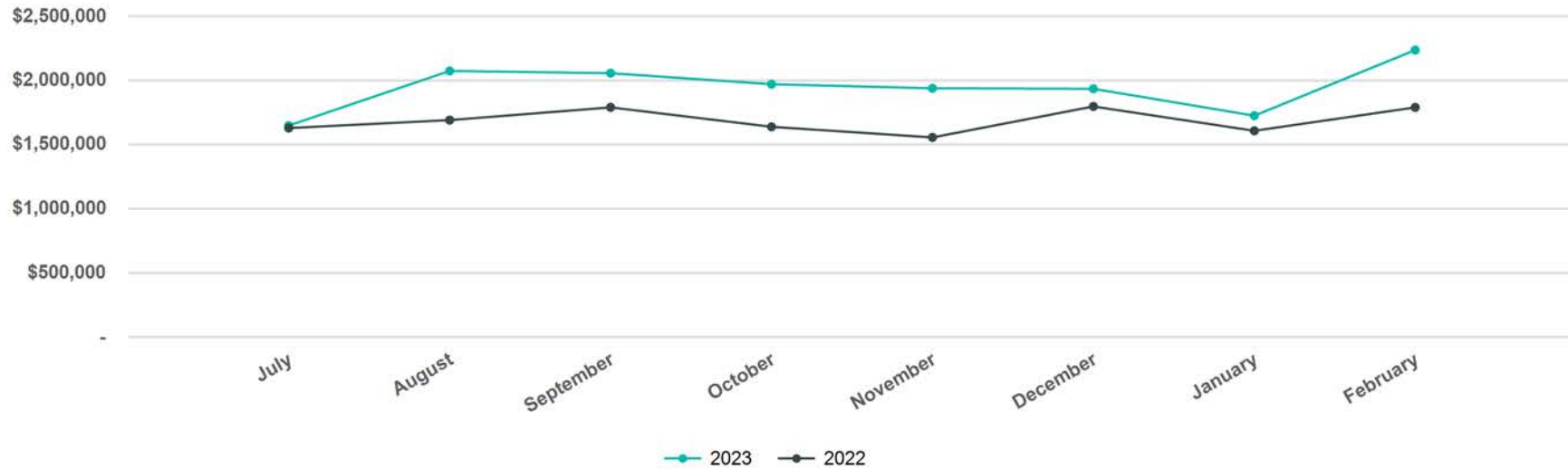
Month To Date Expenditures  
\$3,576,395



**City of Casper, Wyoming**  
**Sales Tax Comparison**  
**(Budget Basis - For Management Use Only)**  
For Fiscal Year 2023 as of February 28, 2023  
66.67 % OF THE FISCAL YEAR HAS ELAPSED

Month	FY 2023			FY 2022			FY 2023 Current Month % Increase Over 2022	FY 2023 To Date % Increase Over 2022
	Budget	Actuals	Actual Year to Date	Budget	Actuals	Actual Year to Date		
July	\$ 1,778,201	\$ 1,647,473	\$ 1,647,473	\$ 1,603,904	\$ 1,628,013	\$ 1,628,013	1.20%	1.20%
August	1,778,201	2,073,763	3,721,236	1,603,904	1,690,206	3,318,219	22.69%	12.15%
September	1,778,201	2,056,269	5,777,506	1,603,904	1,789,476	5,107,695	14.91%	13.11%
October	1,778,201	1,970,108	7,747,614	1,603,904	1,637,802	6,745,498	20.29%	14.86%
November	1,778,201	1,938,461	9,686,075	1,603,904	1,554,971	8,300,469	24.66%	16.69%
December	1,778,201	1,934,520	11,620,595	1,603,904	1,796,649	10,097,118	7.67%	15.09%
January	1,778,201	1,724,567	13,345,161	1,603,904	1,606,754	11,703,872	7.33%	14.02%
February	1,778,201	2,236,781	15,581,943	1,603,904	1,789,182	13,493,053	25.02%	15.48%
	\$ 14,225,607	\$ 15,581,943		\$ 12,831,232	\$ 13,493,053			
\$1,356,335 or 9.53 % Above YTD Projections for FY 2023 through period 8								

Comparison of Municipal Share of State Sales By Month

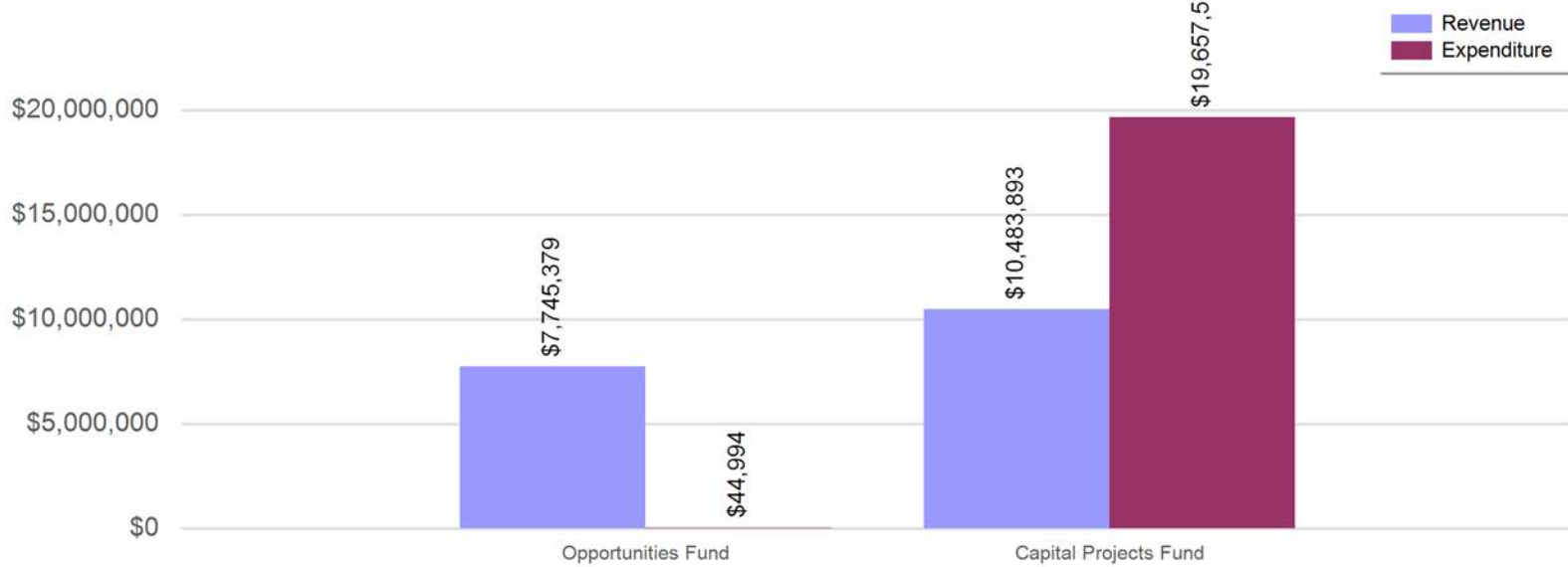


**City of Casper, Wyoming**  
**Capital Project Funds Consolidated Balance Sheet**  
For Fiscal Year 2023 as of February 28, 2023  
**66.67 % OF THE FISCAL YEAR HAS ELAPSED**

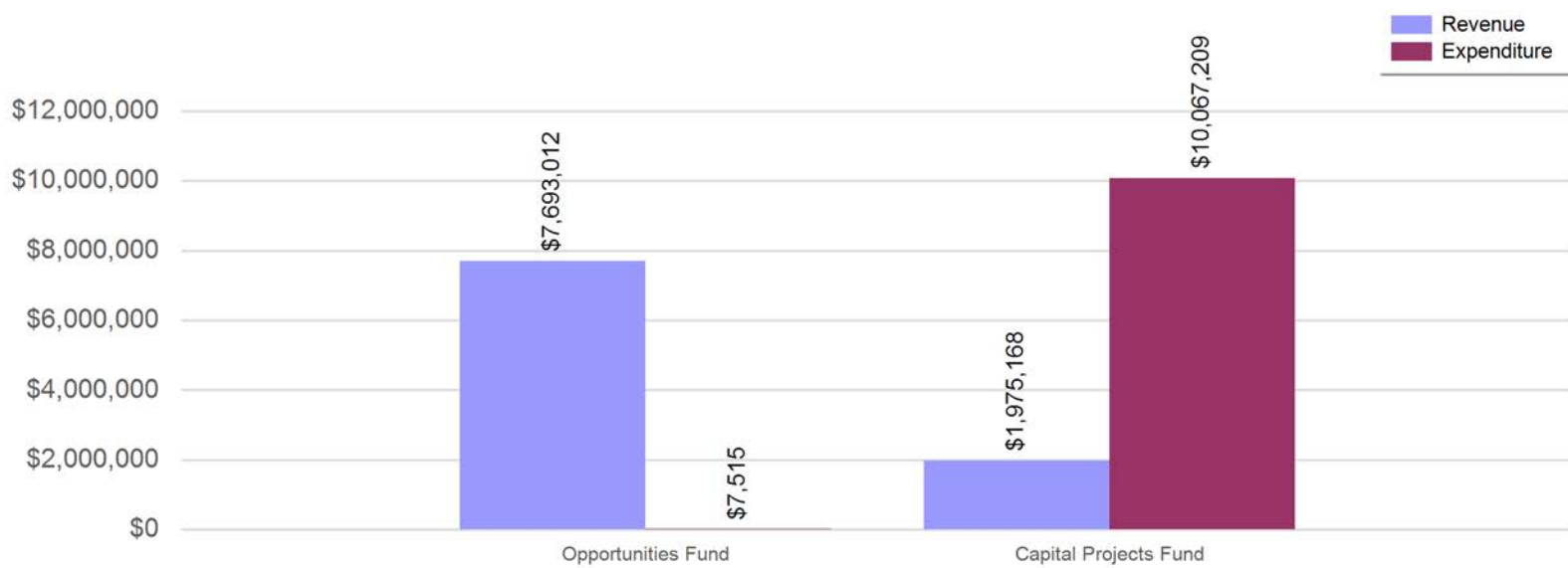
	Opportunities Fund	Capital Projects Fund
<b>ASSETS</b>		
Current Assets		
Cash	\$ 105,130	\$ 95,450
Investments	14,331,133	37,891,091
Market Adjustments	-	-
Grants Receivable		17,252
Loans Receivable	285,832	89,149
Accounts Receivable	-	983
Prepaid Expenses		30,735
Total Current Assets	<u>14,722,095</u>	<u>38,124,659</u>
Total Assets	<u>\$ 14,722,095</u>	<u>\$ 38,124,659</u>
<b>LIABILITIES</b>		
Current Liabilities		
Accounts Payable	\$ -	\$ 417,905
Deferred Revenue		36,251
Total Current Liabilities	<u>-</u>	<u>454,156</u>
Total Liabilities	<u>\$ -</u>	<u>\$ 454,156</u>
<b>NET POSITION</b>		
Unrestricted	\$ 14,722,095	\$ 37,670,503
Total Net Position	<u>\$ 14,722,095</u>	<u>\$ 37,670,503</u>

**City of Casper, Wyoming**  
**Capital Project Funds Revenue and Expenditure Comparison**  
For Fiscal Year 2023 as of February 28, 2023  
66.67 % OF THE FISCAL YEAR HAS ELAPSED

**Capital Projects Funds YTD Revenue and Expenditure Comparison**



**Capital Projects Funds MTD Revenue and Expenditure Comparison**



**City of Casper, Wyoming**  
**Opportunites Fund Statement of Revenues and Expenditures**

For Fiscal Year 2023 as of February 28, 2023  
66.67 % OF THE FISCAL YEAR HAS ELAPSED

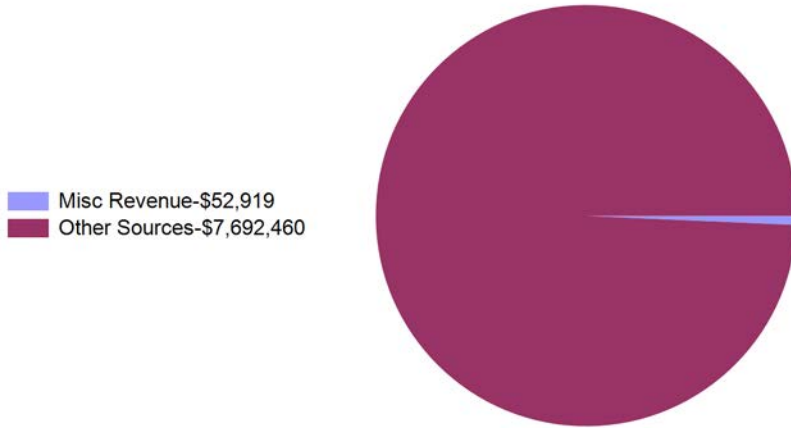
	Revised Budget	Current Year To Date	Current Year % of Budget
<b>Revenues:</b>			
Misc Revenue	\$ 63,269	\$ 52,919	83.64%
Other Sources	35,863	7,692,460	21449.57%
<b>Total Revenues</b>	<b>\$ 99,132</b>	<b>\$ 7,745,379</b>	<b>7813.20%</b>
	Revised Budget	Current Year To Date	Current Year % of Budget
<b>Expenditures:</b>			
Contractual Services	\$ 4,512	\$ 3,013	66.78%
Transfers Out	1,185,000	41,981	3.54%
<b>Total Expenditures</b>	<b>\$ 1,189,512</b>	<b>\$ 44,994</b>	<b>3.78%</b>
<b>Net Revenue (Shortfall)</b>	<b>\$ (1,090,380)</b>	<b>\$ 7,700,385</b>	<b>7809.41%</b>

**Opportunities Fund Summary of Cash and Investments**

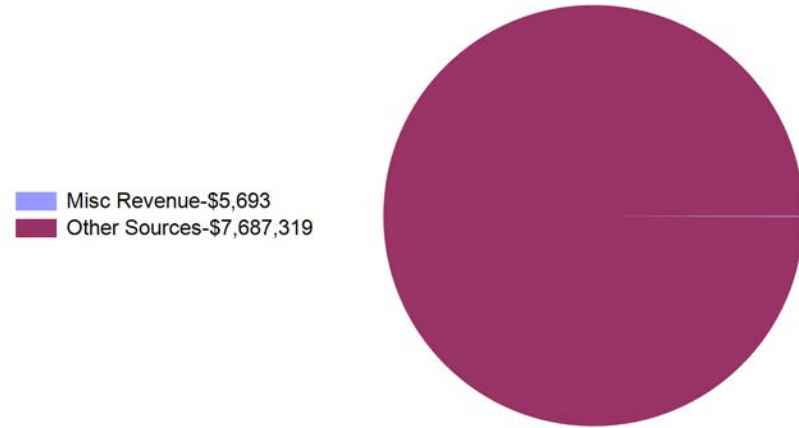
Cash	\$ 105,130
Investments	14,331,133
	<u>\$ 14,436,263</u>

**City of Casper, Wyoming**  
**Opportunities Fund Summary of Revenues and Expenditures**  
For Fiscal Year 2023 as of February 28, 2023  
66.67 % OF THE FISCAL YEAR HAS ELAPSED

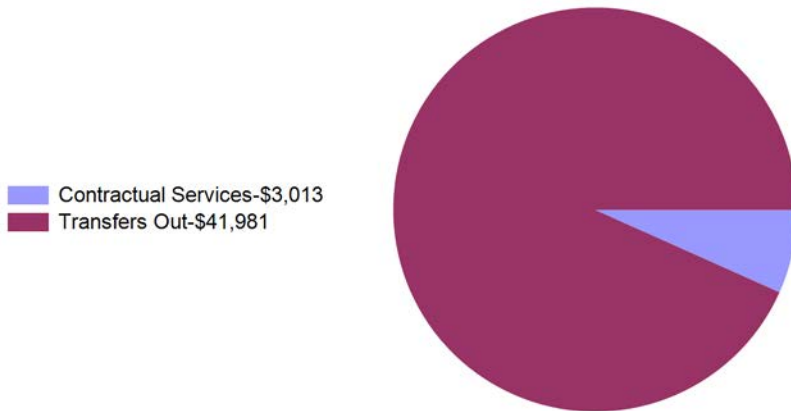
Year To Date Revenues  
\$7,745,379



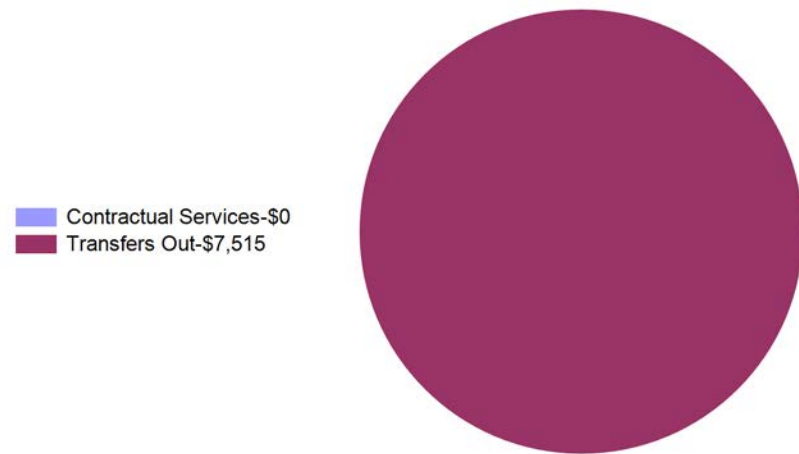
Month To Date Revenues  
\$7,693,012



Year To Date Expenditures  
\$44,994



Month To Date Expenditures  
\$7,515





**City of Casper, Wyoming**  
**Capital Projects Fund Statement of Revenues and Expenditures**  
For Fiscal Year 2023 as of February 28, 2023  
66.67 % OF THE FISCAL YEAR HAS ELAPSED

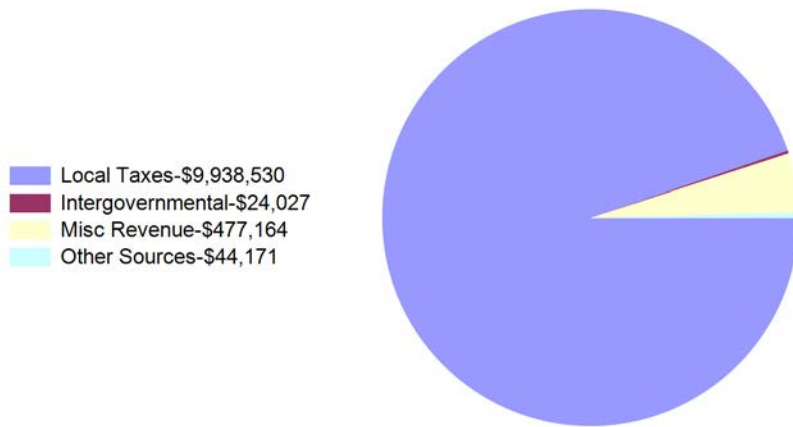
	Revised Budget	Current Year To Date	Current Year % of Budget
<b>Revenues:</b>			
Local Taxes	\$ 16,876,343	\$ 9,938,530	58.89%
Intergovernmental	5,027,500	24,027	0.48%
Misc Revenue	1,307,462	477,164	36.50%
Other Sources	2,289,595	44,171	1.93%
<b>Total Revenues</b>	<b>\$ 25,500,900</b>	<b>\$ 10,483,893</b>	<b>41.11%</b>
	Revised Budget	Current Year To Date	Current Year % of Budget
<b>Expenditures:</b>			
Materials & Supplies	\$ 82,674	\$ 13,131	15.88%
Contractual Services	1,829,029	426,973	23.34%
Capital Outlay	36,845,172	6,356,858	17.25%
Transfers Out	5,904,047	12,860,913	217.83%
Other Costs	10,658	(364)	-3.42%
<b>Total Expenditures</b>	<b>\$ 44,671,580</b>	<b>\$ 19,657,512</b>	<b>44.00%</b>
<b>Net Revenue (Shortfall)</b>	<b>\$ (19,170,680)</b>	<b>\$ (9,173,620)</b>	<b>-2.89%</b>

**Capital Projects Fund Summary of Cash and Investments**

Cash	\$ 95,450
Investments	37,891,091
	<u><b>\$ 37,986,541</b></u>

**City of Casper, Wyoming**  
**Capital Project Fund Summary of Revenues and Expenditures**  
For Fiscal Year 2023 as of February 28, 2023  
66.67 % OF THE FISCAL YEAR HAS ELAPSED

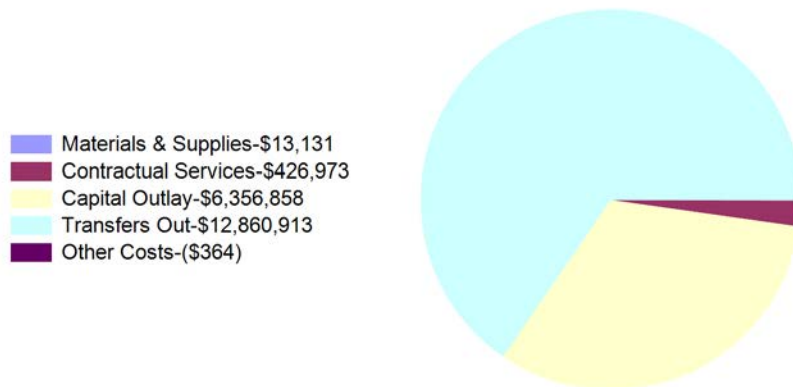
Year To Date Revenues  
\$10,483,893



Month To Date Revenues  
\$1,975,168



Year To Date Expenditures  
\$19,657,512



Month To Date Expenditures  
\$10,067,209

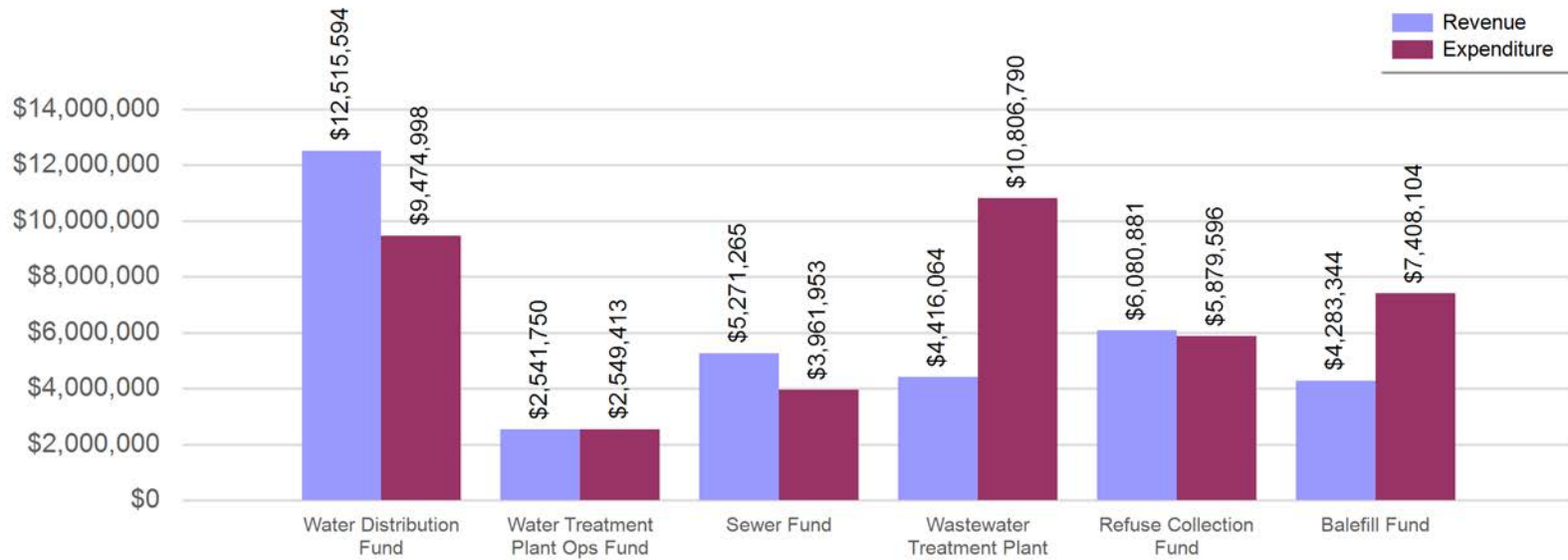


**City of Casper, Wyoming**  
**Utility Enterprise Funds Consolidated Balance Sheet**  
**For Fiscal Year 2023 as of February 28, 2023**  
**66.67 % OF THE FISCAL YEAR HAS ELAPSED**

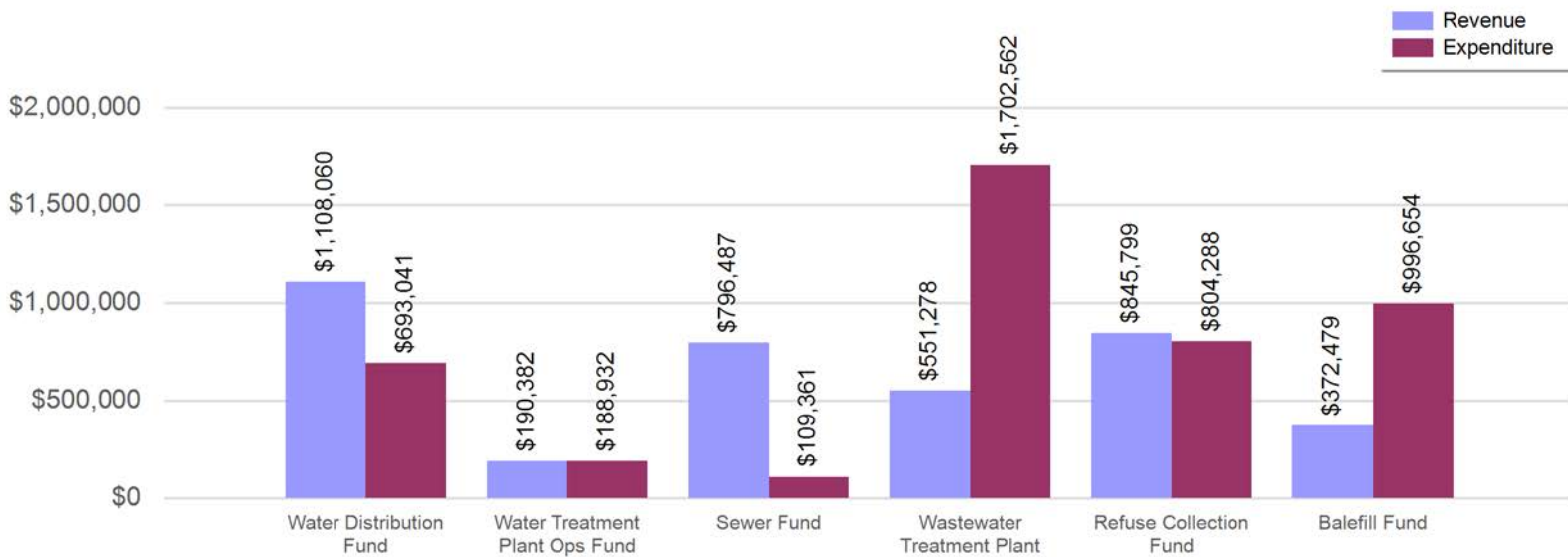
	Water Distribution Fund	Water Treatment Plant Ops Fund	Sewer Fund	Wastewater Treatment Plant	Refuse Collection Fund	Balefill Fund
<b>ASSETS</b>						
Current Assets						
Cash	\$ 1,651,356	\$ (147,207)	\$ 1,231,332	\$ 761,877	\$ 903,068	\$ 25,569
Investments	19,927,773		6,633,050	9,188,913	3,169,688	10,068,087
Market Adjustments	-		-	-	-	-
Inventory	439,242			86,219		33,506
Grants Receivable				3,790,178		-
Accounts Receivable	535,646	190,382	693,060	544,713	734,480	156,008
Clearing	55,951					
Prepaid Expenses	-				16,007	40,929
Lease Receivable - Short Term	8,004					
Total Current Assets	<u>22,617,973</u>	<u>43,174</u>	<u>8,557,442</u>	<u>14,371,900</u>	<u>4,823,242</u>	<u>10,324,099</u>
Capital Assets						
Land, Buildings & Improvements	100,827,295		31,178,792	76,290,129	5,212,769	38,893,451
Equipment	5,628,177		1,996,509	7,630,660	7,534,573	9,156,514
Accumulated Depreciation	(43,365,049)		(21,498,531)	(52,281,941)	(5,282,187)	(19,458,585)
Total Capital Assets	<u>63,090,422</u>		<u>11,676,770</u>	<u>31,638,847</u>	<u>7,465,155</u>	<u>28,591,380</u>
Non-Current Assets						
Lease Receivable - Long Term	262,798					
Total Assets	<u>\$ 85,971,193</u>	<u>\$ 43,174</u>	<u>\$ 20,234,212</u>	<u>\$ 46,010,747</u>	<u>\$ 12,288,398</u>	<u>\$ 38,915,479</u>
<b>DEFERRED OUTFLOWS OF RESOURCES</b>						
Total Deferred Outflows Of Resources	<u>\$ 320,979</u>	<u>\$ 122,809</u>	<u>\$ 120,018</u>	<u>\$ 197,771</u>	<u>\$ 323,770</u>	<u>\$ 274,726</u>
<b>LIABILITIES</b>						
Current Liabilities						
Accounts Payable	\$ 218,024	\$ 53,114	\$ 38,914	\$ 1,784,370	\$ 419,070	\$ 310,576
Accrued Wages and Benefits Payable	64,154	31,203	26,264	44,751	74,767	64,514
Interest Payable	49,663			53,617		104,825
Customer Deposits	26,475					
Total Current Liabilities	<u>358,315</u>	<u>84,317</u>	<u>65,178</u>	<u>1,882,737</u>	<u>493,837</u>	<u>479,915</u>
Non-Current Liabilities						
Notes Payable	3,493,571			13,747,615		5,670,700
Closure & Post Closure Costs						8,529,544
Accrued Comp ABS	109,609	43,847	44,620	70,498	98,413	118,941
Net Pension Liability	1,231,711	471,264	460,553	758,918	1,242,422	1,054,223
Net OPEB Liability	-	-	-	-	-	-
Total Non-Current Liabilities	<u>4,834,891</u>	<u>515,111</u>	<u>505,173</u>	<u>14,577,031</u>	<u>1,340,835</u>	<u>15,373,407</u>
Total Liabilities	<u>\$ 5,193,207</u>	<u>\$ 599,428</u>	<u>\$ 570,351</u>	<u>\$ 16,459,768</u>	<u>\$ 1,834,672</u>	<u>\$ 15,853,322</u>
<b>DEFERRED INFLOWS OF RESOURCES</b>						
Total Deferred Inflows Of Resources	<u>\$ 1,206,255</u>	<u>\$ 360,860</u>	<u>\$ 352,658</u>	<u>\$ 581,125</u>	<u>\$ 951,357</u>	<u>\$ 807,248</u>
<b>NET POSITION</b>						
Net Investment in Capital Assets	\$ 59,867,654	\$	\$ 11,676,770	\$ 17,891,232	\$ 7,465,155	\$ 22,920,680
Unrestricted	20,025,055	(794,304)	7,754,451	11,276,393	2,360,982	(391,046)
Total Net Position	<u>\$ 79,892,709</u>	<u>\$ (794,304)</u>	<u>\$ 19,431,221</u>	<u>\$ 29,167,625</u>	<u>\$ 9,826,138</u>	<u>\$ 22,529,635</u>

**City of Casper, Wyoming**  
**Utility Enterprise Funds Revenue and Expenditure Comparison**  
For Fiscal Year 2023 as of February 28, 2023  
66.67 % OF THE FISCAL YEAR HAS ELAPSED

**Utility Enterprise Funds YTD Revenue and Expenditure Comparison**



**Utility Enterprise Funds MTD Revenue and Expenditure Comparison**



**City of Casper, Wyoming**

**Water Distribution Fund Statement of Revenues and Expenditures**

**For Fiscal Year 2023 as of February 28, 2023**

**66.67 % OF THE FISCAL YEAR HAS ELAPSED**

	Revised Budget	Current Year To Date	Current Year % of Budget
<b>Revenues:</b>			
Goods and Svcs Rev	\$ 12,877,435	\$ 10,082,223	78.29%
Misc Revenue	197,296	187,106	94.83%
Utility Revenue	537,000	371,265	69.14%
Other Sources	2,500,000	1,875,000	75.00%
<b>Total Revenues</b>	<b>\$ 16,111,731</b>	<b>\$ 12,515,594</b>	<b>77.68%</b>
	Revised Budget	Current Year To Date	Current Year % of Budget
<b>Expenditures:</b>			
Personnel Services	\$ 2,738,620	\$ 1,444,653	52.75%
Materials & Supplies	8,518,543	5,786,003	67.92%
Contractual Services	1,604,263	715,213	44.58%
Capital Outlay	7,510,738	797,372	10.62%
Debt Service	755,222	656,683	86.95%
Transfers Out	-	1,969	
Other Costs	113,544	60,723	53.48%
Utility Expense	29,500	12,381	41.97%
<b>Total Expenditures</b>	<b>\$ 21,270,430</b>	<b>\$ 9,474,998</b>	<b>44.55%</b>
<b>Net Revenue (Shortfall)</b>	<b>\$ (5,158,699)</b>	<b>\$ 3,040,597</b>	<b>33.13%</b>

## Water Distribution Fund Summary of Cash and Investments

Cash	\$	1,651,356
Investments		19,927,773
	\$	<u>21,579,128</u>

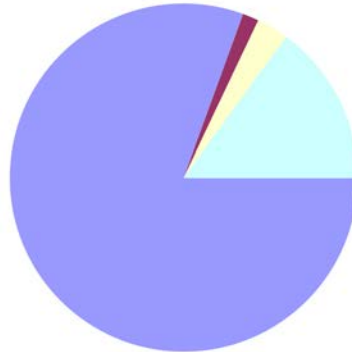
# City of Casper, Wyoming

## Water Distribution Fund Summary of Revenues and Expenditures

For Fiscal Year 2023 as of February 28, 2023  
66.67 % OF THE FISCAL YEAR HAS ELAPSED

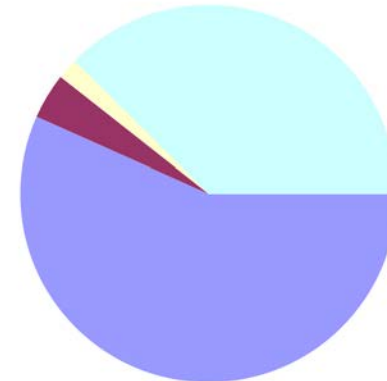
Year To Date Revenues  
\$12,515,594

Goods and Svcs Rev-\$10,082,223  
Misc Revenue-\$187,106  
Utility Revenue-\$371,265  
Other Sources-\$1,875,000



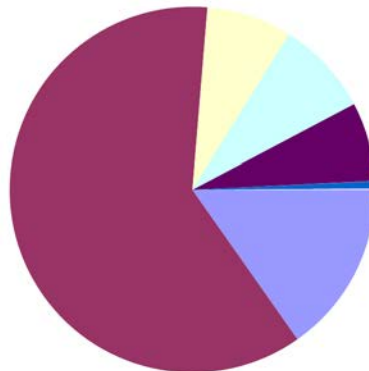
Month To Date Revenues  
\$1,108,060

Goods and Svcs Rev-\$627,997  
Misc Revenue-\$43,512  
Utility Revenue-\$19,884  
Other Sources-\$416,667



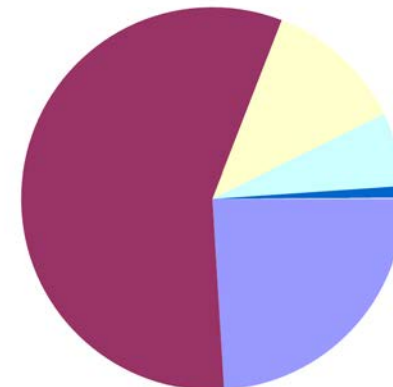
Year To Date Expenditures  
\$9,474,998

Personnel Services-\$1,444,653  
Materials & Supplies-\$5,786,003  
Contractual Services-\$715,213  
Capital Outlay-\$797,372  
Debt Service-\$656,683  
Transfers Out-\$1,969  
Other Costs-\$60,723  
Utility Expense-\$12,381



Month To Date Expenditures  
\$693,041

Personnel Services-\$166,532  
Materials & Supplies-\$394,165  
Contractual Services-\$82,042  
Capital Outlay-\$42,767  
Debt Service-\$0  
Transfers Out-\$0  
Other Costs-\$6,725  
Utility Expense-\$810



**City of Casper, Wyoming**  
**Water Treatment Plant Ops Fund Statement of Revenues and Expenditures**  
For Fiscal Year 2023 as of February 28, 2023  
66.67 % OF THE FISCAL YEAR HAS ELAPSED

	Revised Budget	Current Year To Date	Current Year % of Budget
<b>Revenues:</b>			
Intergovernmental	\$ 3,849,135	\$ 2,541,750	66.03%
<b>Total Revenues</b>	<b>\$ 3,849,135</b>	<b>\$ 2,541,750</b>	<b>66.03%</b>
	Revised Budget	Current Year To Date	Current Year % of Budget
<b>Expenditures:</b>			
Personnel Services	\$ 1,181,229	\$ 772,933	65.43%
Materials & Supplies	2,174,000	1,506,416	69.29%
Contractual Services	387,575	240,556	62.07%
Other Costs	43,731	27,807	63.59%
Utility Expense	62,600	1,700	2.72%
<b>Total Expenditures</b>	<b>\$ 3,849,135</b>	<b>\$ 2,549,413</b>	<b>66.23%</b>
<b>Net Revenue (Shortfall)</b>	<b>\$ -</b>	<b>\$ (7,662)</b>	<b>-0.20%</b>

**Water Treatment Plant Ops Fund Summary of Cash and Investments**

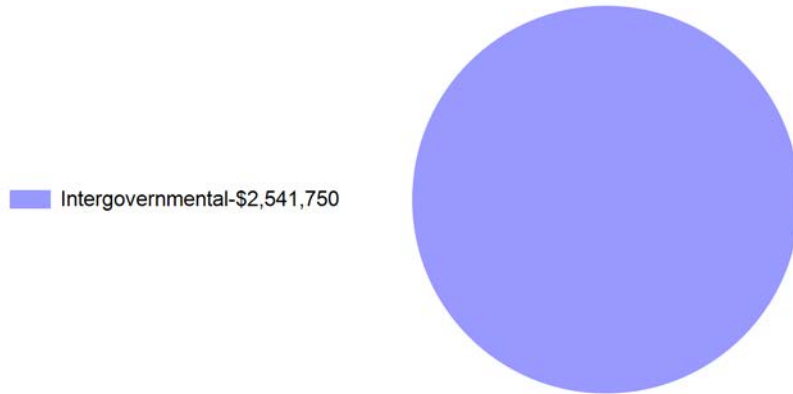
Cash	\$ (147,207)
Investments	-
	<u>\$ (147,207)</u>

# City of Casper, Wyoming

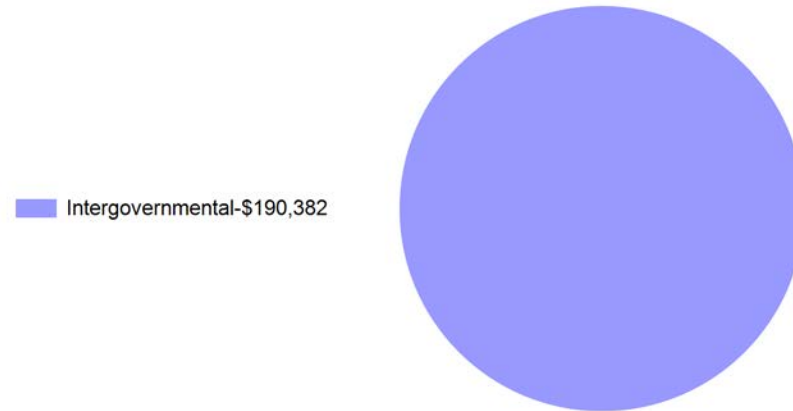
## Water Treatment Plant Ops Fund Summary of Revenues and Expenditures

For Fiscal Year 2023 as of February 28, 2023  
66.67 % OF THE FISCAL YEAR HAS ELAPSED

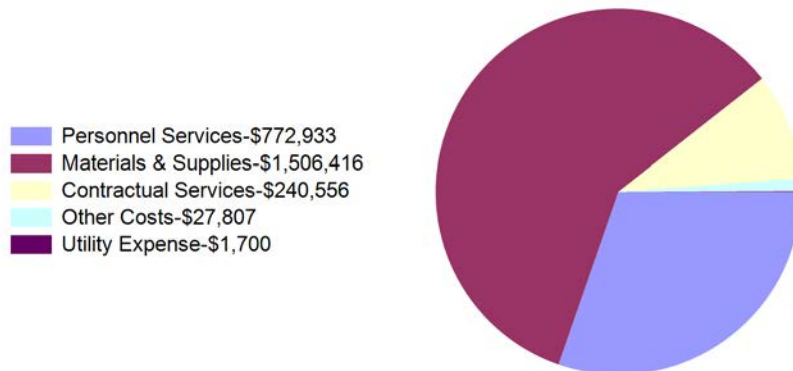
Year To Date Revenues  
\$2,541,750



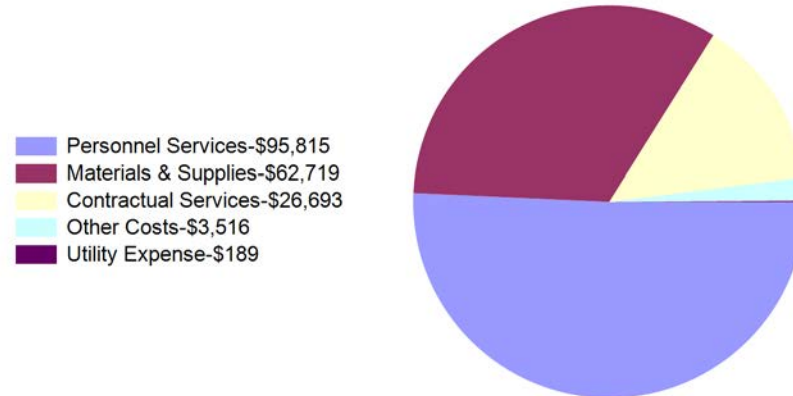
Month To Date Revenues  
\$190,382



Year To Date Expenditures  
\$2,549,413



Month To Date Expenditures  
\$188,932





**City of Casper, Wyoming**  
**Sewer Fund Statement of Revenues and Expenditures**

For Fiscal Year 2023 as of February 28, 2023  
66.67 % OF THE FISCAL YEAR HAS ELAPSED

	Revised Budget	Current Year To Date	Current Year % of Budget
<b>Revenues:</b>			
Goods and Svcs Rev	\$ 7,009,393	\$ 4,821,660	68.79%
Misc Revenue	64,842	64,805	99.94%
Utility Revenue	40,000	9,800	24.50%
Other Sources	500,000	375,000	75.00%
<b>Total Revenues</b>	<b>\$ 7,614,235</b>	<b>\$ 5,271,265</b>	<b>69.23%</b>
	Revised Budget	Current Year To Date	Current Year % of Budget
<b>Expenditures:</b>			
Personnel Services	\$ 966,865	\$ 557,816	57.69%
Materials & Supplies	124,280	41,024	33.01%
Contractual Services	405,657	252,002	62.12%
Capital Outlay	3,211,875	196,604	6.12%
Transfers Out	-	1,969	
Other Costs	69,206	33,877	48.95%
Utility Expense	5,367,501	2,878,660	53.63%
<b>Total Expenditures</b>	<b>\$ 10,145,383</b>	<b>\$ 3,961,953</b>	<b>39.05%</b>
<b>Net Revenue (Shortfall)</b>	<b>\$ (2,531,148)</b>	<b>\$ 1,309,312</b>	<b>30.18%</b>

**Sewer Fund Summary of Cash and Investments**

Cash	\$ 1,231,332
Investments	6,633,050
	<u>\$ 7,864,382</u>

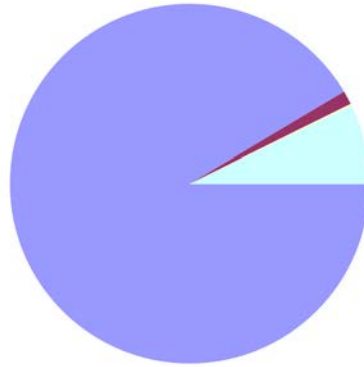
# City of Casper, Wyoming

## Sewer Fund Summary of Revenues and Expenditures

For Fiscal Year 2023 as of February 28, 2023  
66.67 % OF THE FISCAL YEAR HAS ELAPSED

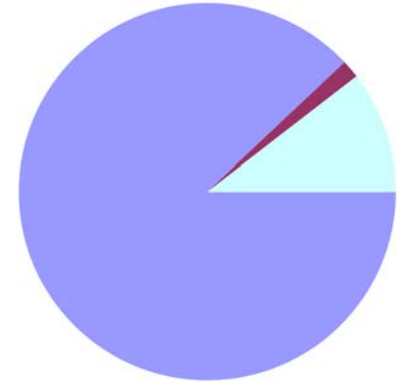
Year To Date Revenues  
\$5,271,265

Goods and Svcs Rev-\$4,821,660  
Misc Revenue-\$64,805  
Utility Revenue-\$9,800  
Other Sources-\$375,000



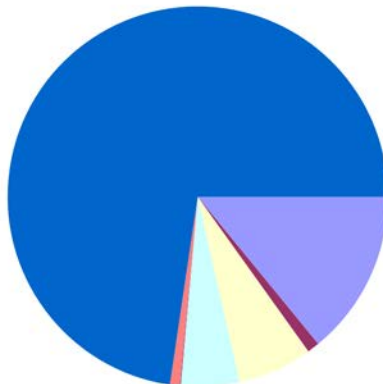
Month To Date Revenues  
\$796,487

Goods and Svcs Rev-\$700,751  
Misc Revenue-\$12,403  
Utility Revenue-\$0  
Other Sources-\$83,333



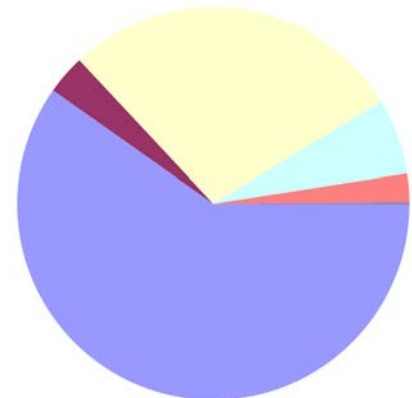
Year To Date Expenditures  
\$3,961,953

Personnel Services-\$557,816  
Materials & Supplies-\$41,024  
Contractual Services-\$252,002  
Capital Outlay-\$196,604  
Transfers Out-\$1,969  
Other Costs-\$33,877  
Utility Expense-\$2,878,660



Month To Date Expenditures  
\$109,361

Personnel Services-\$65,375  
Materials & Supplies-\$3,561  
Contractual Services-\$30,935  
Capital Outlay-\$6,806  
Transfers Out-\$0  
Other Costs-\$2,609  
Utility Expense-\$75



**City of Casper, Wyoming**  
**Wastewater Treatment Plant Fund Statement of Revenues and Expenditures**

For Fiscal Year 2023 as of February 28, 2023  
66.67 % OF THE FISCAL YEAR HAS ELAPSED

	Revised Budget	Current Year To Date	Current Year % of Budget
<b>Revenues:</b>			
Intergovernmental	\$ 13,348,930	\$ 3,925,595	29.41%
Misc Revenue	85,836	97,803	113.94%
Utility Revenue	630,000	392,667	62.33%
Other Sources	608,250	-	0.00%
<b>Total Revenues</b>	<b>\$ 14,673,016</b>	<b>\$ 4,416,064</b>	<b>30.10%</b>
	Revised Budget	Current Year To Date	Current Year % of Budget
<b>Expenditures:</b>			
Personnel Services	\$ 1,713,775	\$ 1,035,251	60.41%
Materials & Supplies	1,153,500	687,204	59.58%
Contractual Services	718,369	425,131	59.18%
Capital Outlay	12,710,673	7,737,984	60.88%
Debt Service	1,060,898	859,589	81.02%
Other Costs	62,802	39,131	62.31%
Utility Expense	78,000	22,500	28.85%
<b>Total Expenditures</b>	<b>\$ 17,498,017</b>	<b>\$ 10,806,790</b>	<b>61.76%</b>
<b>Net Revenue (Shortfall)</b>	<b>\$ (2,825,001)</b>	<b>\$ (6,390,726)</b>	<b>-31.66%</b>

**Wastewater Treatment Plant Fund Summary of Cash and Investments**

Cash	\$ 761,877
Investments	9,188,913
	<u>\$ 9,950,791</u>

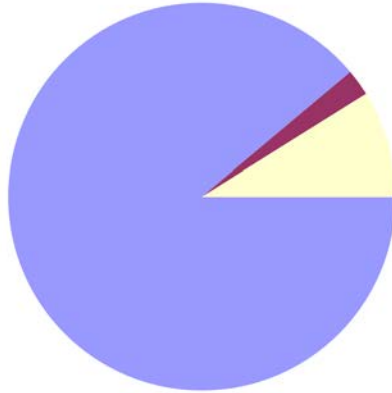
# City of Casper, Wyoming

## Wastewater Treatment Plant Fund Summary of Revenues and Expenditures

For Fiscal Year 2023 as of February 28, 2023  
66.67 % OF THE FISCAL YEAR HAS ELAPSED

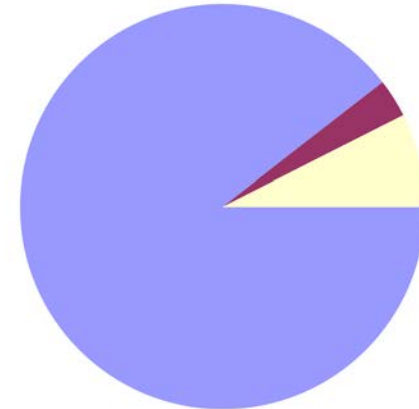
Year To Date Revenues  
\$4,416,064

Intergovernmental-\$3,925,595  
Misc Revenue-\$97,803  
Utility Revenue-\$392,667  
Other Sources-\$0



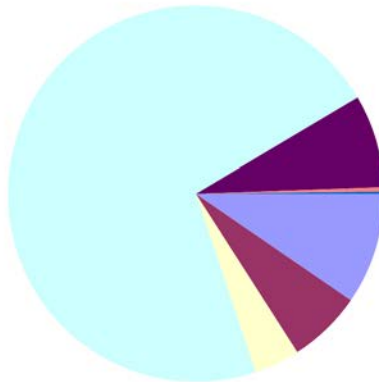
Month To Date Revenues  
\$551,278

Intergovernmental-\$493,358  
Misc Revenue-\$16,899  
Utility Revenue-\$41,022  
Other Sources-\$0



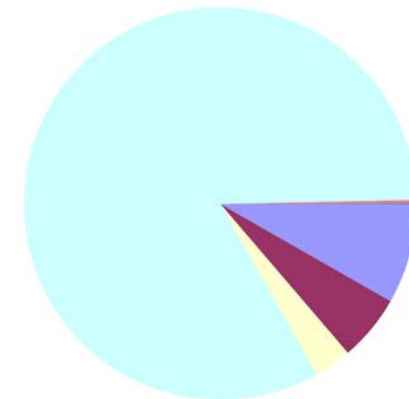
Year To Date Expenditures  
\$10,806,790

Personnel Services-\$1,035,251  
Materials & Supplies-\$687,204  
Contractual Services-\$425,131  
Capital Outlay-\$7,737,984  
Debt Service-\$859,589  
Other Costs-\$39,131  
Utility Expense-\$22,500



Month To Date Expenditures  
\$1,702,562

Personnel Services-\$140,716  
Materials & Supplies-\$93,181  
Contractual Services-\$52,237  
Capital Outlay-\$1,410,736  
Debt Service-\$0  
Other Costs-\$4,567  
Utility Expense-\$1,124



**City of Casper, Wyoming**  
**Refuse Collection Fund Statement of Revenues and Expenditures**

For Fiscal Year 2023 as of February 28, 2023  
66.67 % OF THE FISCAL YEAR HAS ELAPSED

	Revised Budget	Current Year To Date	Current Year % of Budget
<b>Revenues:</b>			
Misc Revenue	\$ 19,482	\$ 30,775	157.97%
Utility Revenue	9,937,700	6,050,106	60.88%
<b>Total Revenues</b>	<b>\$ 9,957,182</b>	<b>\$ 6,080,881</b>	<b>61.07%</b>

	Revised Budget	Current Year To Date	Current Year % of Budget
<b>Expenditures:</b>			
Personnel Services	\$ 2,658,171	\$ 1,786,232	67.20%
Materials & Supplies	710,798	350,363	49.29%
Contractual Services	4,522,606	2,774,407	61.35%
Capital Outlay	3,661,870	895,200	24.45%
Transfers Out	25,000	-	0.00%
Other Costs	122,443	71,747	58.60%
Utility Expense	3,000	1,647	54.89%
<b>Total Expenditures</b>	<b>\$ 11,703,888</b>	<b>\$ 5,879,596</b>	<b>50.24%</b>
<b>Net Revenue (Shortfall)</b>	<b>\$ (1,746,706)</b>	<b>\$ 201,285</b>	<b>10.83%</b>

**Refuse Collection Fund Summary of Cash and Investments**

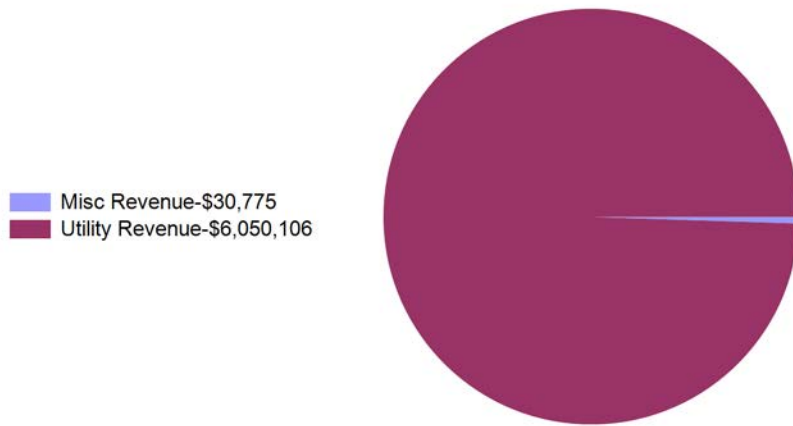
Cash	\$ 903,068
Investments	3,169,688
	<u><b>\$ 4,072,756</b></u>

# City of Casper, Wyoming

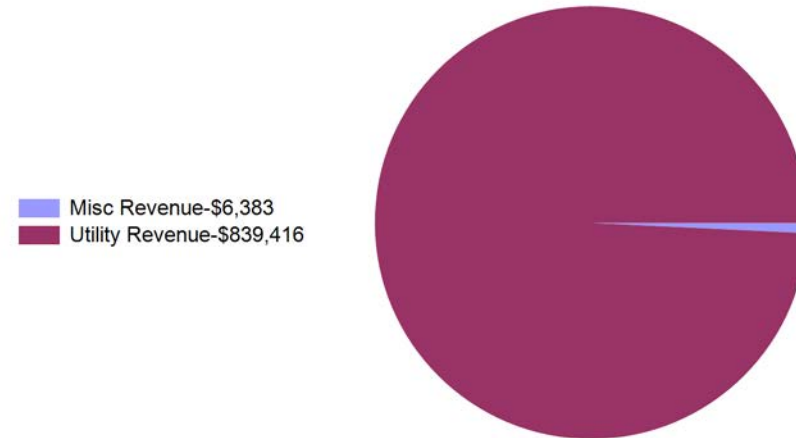
## Refuse Collection Fund Summary of Revenues and Expenditures

For Fiscal Year 2023 as of February 28, 2023  
66.67 % OF THE FISCAL YEAR HAS ELAPSED

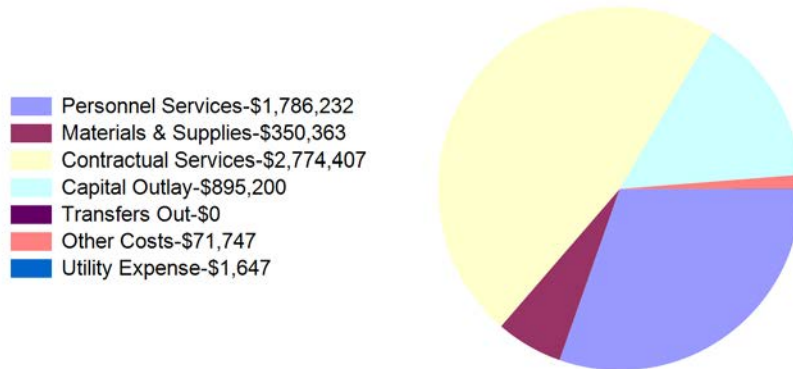
Year To Date Revenues  
\$6,080,881



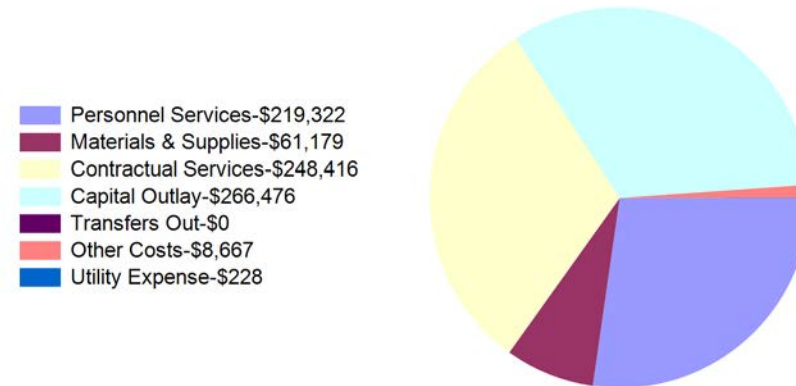
Month To Date Revenues  
\$845,799



Year To Date Expenditures  
\$5,879,596



Month To Date Expenditures  
\$804,288



**City of Casper, Wyoming**  
**Balefill Fund Statement of Revenues and Expenditures**  
For Fiscal Year 2023 as of February 28, 2023  
66.67 % OF THE FISCAL YEAR HAS ELAPSED

	Revised Budget	Current Year To Date	Current Year % of Budget
<b>Revenues:</b>			
Intergovernmental	\$ 2,591,623	\$ 25,171	0.97%
Goods and Svcs Rev	225,600	143,820	63.75%
Misc Revenue	127,216	105,354	82.82%
Utility Revenue	7,848,700	4,008,998	51.08%
<b>Total Revenues</b>	<b>\$ 10,793,139</b>	<b>\$ 4,283,344</b>	<b>39.69%</b>

	Revised Budget	Current Year To Date	Current Year % of Budget
<b>Expenditures:</b>			
Personnel Services	\$ 2,423,840	\$ 1,596,305	65.86%
Materials & Supplies	1,723,184	821,183	47.66%
Contractual Services	2,186,380	1,162,805	53.18%
Capital Outlay	10,281,422	3,358,716	32.67%
Debt Service	482,347	342,174	70.94%
Transfers Out	30,000	10,000	33.33%
Other Costs	156,539	99,580	63.61%
Utility Expense	22,550	17,342	76.90%
<b>Total Expenditures</b>	<b>\$ 17,306,262</b>	<b>\$ 7,408,104</b>	<b>42.81%</b>
<b>Net Revenue (Shortfall)</b>	<b>\$ (6,513,123)</b>	<b>\$ (3,124,761)</b>	<b>-3.12%</b>

**Balefill Fund Summary of Cash and Investments**

Cash	\$ 25,569
Investments	10,068,087
	<b>\$ 10,093,656</b>


# City of Casper, Wyoming

## Balefill Fund Summary of Revenues and Expenditures

For Fiscal Year 2023 as of February 28, 2023  
66.67 % OF THE FISCAL YEAR HAS ELAPSED


Year To Date Revenues  
\$4,283,344

Intergovernmental-\$25,171  
Goods and Svcs Rev-\$143,820  
Misc Revenue-\$105,354  
Utility Revenue-\$4,008,998



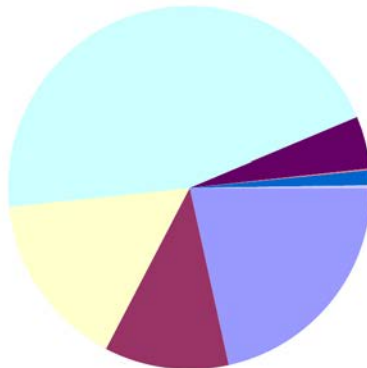
Month To Date Revenues  
\$372,479

Intergovernmental-\$0  
Goods and Svcs Rev-\$779  
Misc Revenue-\$21,522  
Utility Revenue-\$350,179



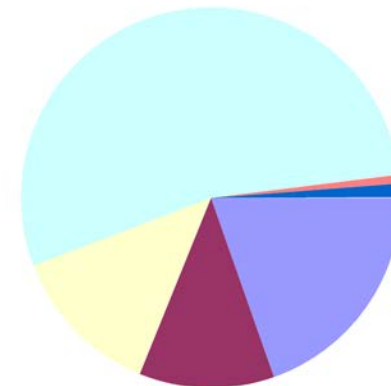
Year To Date Expenditures  
\$7,408,104

Personnel Services-\$1,596,305  
Materials & Supplies-\$821,183  
Contractual Services-\$1,162,805  
Capital Outlay-\$3,358,716  
Debt Service-\$342,174  
Transfers Out-\$10,000  
Other Costs-\$99,580  
Utility Expense-\$17,342



Month To Date Expenditures  
\$996,654

Personnel Services-\$198,410  
Materials & Supplies-\$116,473  
Contractual Services-\$132,206  
Capital Outlay-\$544,738  
Debt Service-\$0  
Transfers Out-(\$7,500)  
Other Costs-\$11,717  
Utility Expense-\$611



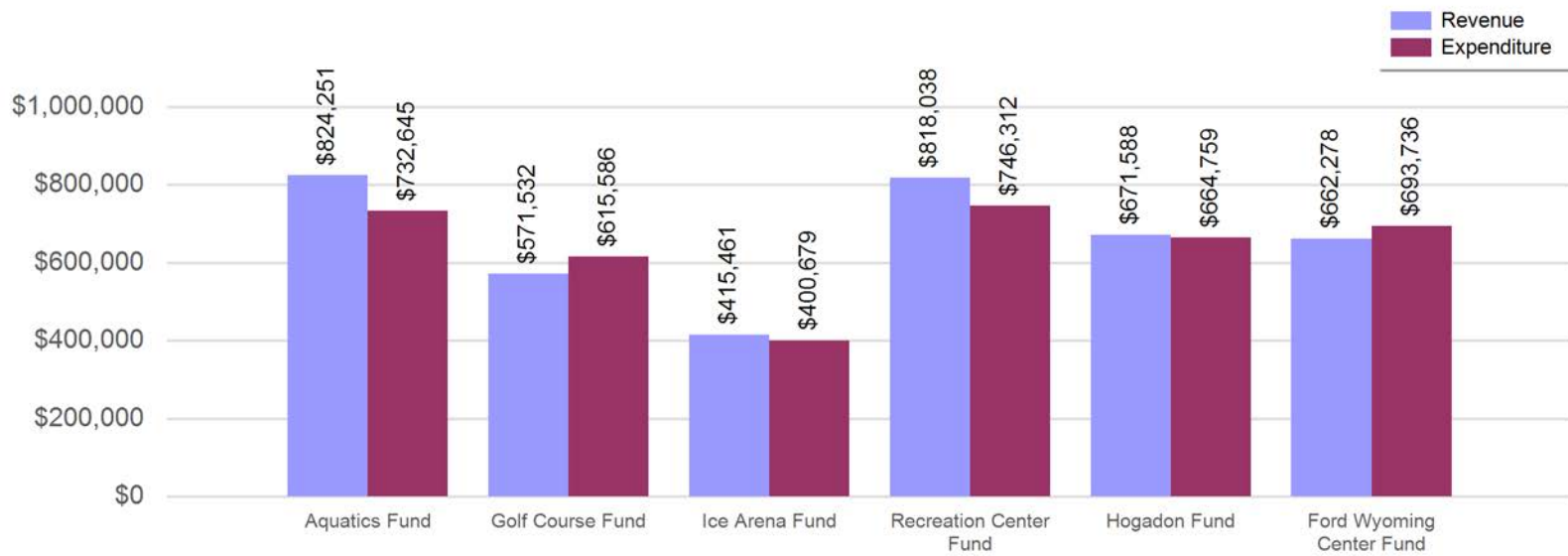


**City of Casper, Wyoming**  
**Parks & Recreation Enterprise Funds Consolidated Balance Sheet**  
For Fiscal Year 2023 as of February 28, 2023  
**66.67 % OF THE FISCAL YEAR HAS ELAPSED**

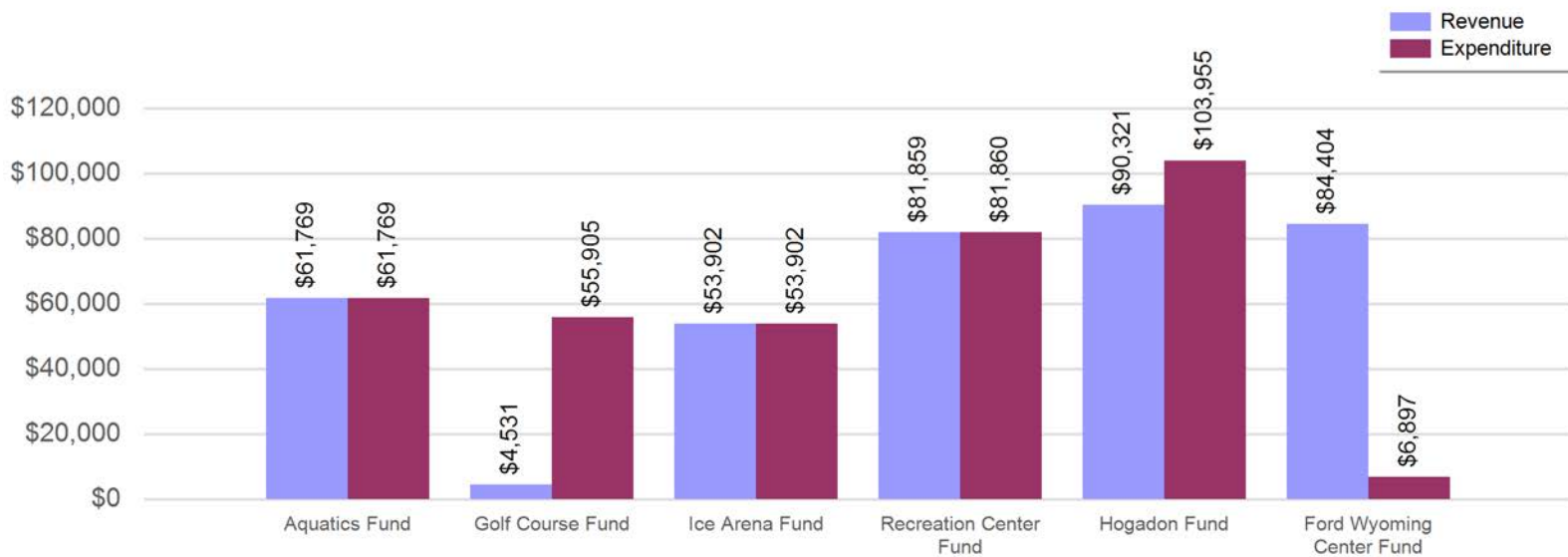
	Aquatics Fund	Golf Course Fund	Ice Arena Fund	Recreation Center Fund	Hogadon Fund	Ford Wyoming Center Fund
<b>ASSETS</b>						
Current Assets						
Cash	\$ 39,537	\$ 468,403	\$ 16,610	\$ 71,564	\$ 34,660	\$ 1,102,038
Inventory		44,749			13,764	
Accounts Receivable		2,811	8,508	2,186	43,261	15,485
Lease Receivable - Short Term		31,822				14,622
Total Current Assets	<u>39,537</u>	<u>547,785</u>	<u>25,118</u>	<u>73,750</u>	<u>91,685</u>	<u>1,132,145</u>
Capital Assets						
Land, Buildings & Improvements	14,432,867	7,097,801	5,328,515	7,333,709	10,372,812	34,054,865
Equipment	39,801	1,137,319	288,261	287,320	2,264,724	1,378,791
Accumulated Depreciation	(3,600,173)	(5,318,800)	(1,918,371)	(4,888,425)	(3,889,950)	(22,664,591)
Total Capital Assets	<u>10,872,495</u>	<u>2,916,320</u>	<u>3,698,406</u>	<u>2,732,604</u>	<u>8,747,586</u>	<u>12,769,065</u>
Non-Current Assets						
Lease Receivable - Long Term		23,792				163,470
Total Assets	<u>\$ 10,912,033</u>	<u>\$ 3,487,897</u>	<u>\$ 3,723,524</u>	<u>\$ 2,806,354</u>	<u>\$ 8,839,272</u>	<u>\$ 14,064,679</u>
<b>DEFERRED OUTFLOWS OF RESOURCES</b>						
Total Deferred Outflows Of Resources	<u>\$ 21,531</u>	<u>\$ 49,044</u>	<u>\$ 21,531</u>	<u>\$ 92,904</u>	<u>\$ 51,835</u>	<u>\$</u>
<b>LIABILITIES</b>						
Current Liabilities						
Accounts Payable	\$ 9,089	\$ 10,193	\$ 15,095	\$ 25,694	\$ 38,229	\$ 1,124,757
Accrued Wages and Benefits Payable	30,448	22,749	10,023	48,057	12,390	
Deferred Revenue		-				
Unearned Revenue						-
Total Current Liabilities	<u>39,538</u>	<u>32,942</u>	<u>25,118</u>	<u>73,751</u>	<u>50,619</u>	<u>1,124,757</u>
Non-Current Liabilities						
Accrued Comp ABS	10,307	18,620	5,772	28,685	22,257	
Net Pension Liability	82,624	188,199	82,624	356,508	198,910	
Net OPEB Liability	-	-	-	-	-	
Total Non-Current Liabilities	<u>92,931</u>	<u>206,820</u>	<u>88,397</u>	<u>385,193</u>	<u>221,167</u>	
Total Liabilities	<u>\$ 132,468</u>	<u>\$ 239,762</u>	<u>\$ 113,515</u>	<u>\$ 458,943</u>	<u>\$ 271,786</u>	<u>\$ 1,124,757</u>
<b>DEFERRED INFLOWS OF RESOURCES</b>						
Total Deferred Inflows Of Resources	<u>\$ 63,268</u>	<u>\$ 199,356</u>	<u>\$ 63,268</u>	<u>\$ 272,988</u>	<u>\$ 152,311</u>	<u>\$ 173,096</u>
<b>NET POSITION</b>						
Net Investment in Capital Assets	\$ 10,872,495	\$ 2,971,934	\$ 3,698,406	\$ 2,732,604	\$ 8,747,586	\$ 12,947,157
Unrestricted	(134,667)	125,889	(130,133)	(565,277)	(280,576)	(180,330)
Total Net Position	<u>\$ 10,737,828</u>	<u>\$ 3,097,823</u>	<u>\$ 3,568,273</u>	<u>\$ 2,167,327</u>	<u>\$ 8,467,010</u>	<u>\$ 12,766,826</u>

**City of Casper, Wyoming**  
**Parks & Recreation Enterprise Funds Revenue and Expenditure Comparison**  
For Fiscal Year 2023 as of February 28, 2023  
66.67 % OF THE FISCAL YEAR HAS ELAPSED

**Parks & Recreation Enterprise Funds YTD Revenue and Expenditure Comparison**



**Parks & Recreation Enterprise Funds MTD Revenue and Expenditure Comparison**



**City of Casper, Wyoming**  
**Aquatics Fund Statement of Revenues and Expenditures**  
For Fiscal Year 2023 as of February 28, 2023  
66.67 % OF THE FISCAL YEAR HAS ELAPSED

	Revised Budget	Current Year To Date	Current Year % of Budget
<b>Revenues:</b>			
Goods and Svcs Rev	\$ 573,562	\$ 272,148	47.45%
Misc Revenue	62,200	43,166	69.40%
Other Sources	592,913	508,938	85.84%
<b>Total Revenues</b>	<b>\$ 1,228,675</b>	<b>\$ 824,251</b>	<b>67.08%</b>
	Revised Budget	Current Year To Date	Current Year % of Budget
<b>Expenditures:</b>			
Personnel Services	\$ 715,366	\$ 377,157	52.72%
Materials & Supplies	256,899	186,015	72.41%
Contractual Services	170,030	111,395	65.51%
Other Costs	60,714	38,667	63.69%
Utility Expense	25,666	19,412	75.63%
<b>Total Expenditures</b>	<b>\$ 1,228,675</b>	<b>\$ 732,645</b>	<b>59.63%</b>
<b>Net Revenue (Shortfall)</b>	<b>\$ -</b>	<b>\$ 91,606</b>	<b>7.46%</b>
<b>Cost Recovery</b>	<b>43.04 %</b>		

**Aquatics Fund Summary of Cash and Investments**

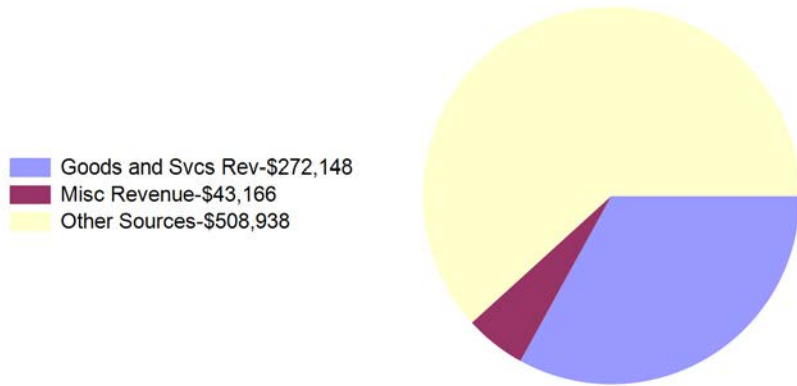
Cash	\$ 39,537
Investments	-
	<u>\$ 39,537</u>

# City of Casper, Wyoming

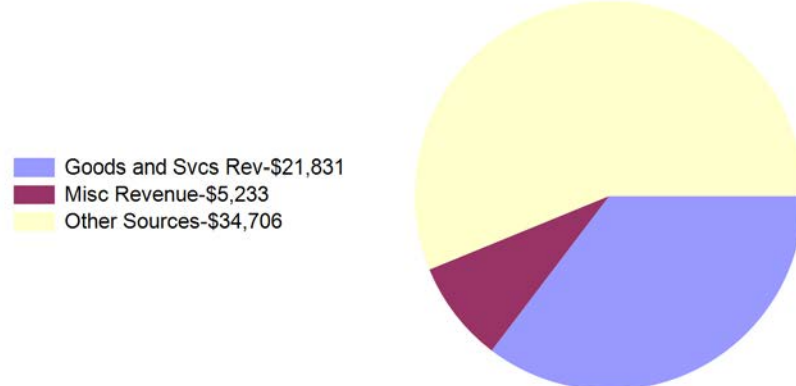
## Aquatics Fund Summary of Revenues and Expenditures

For Fiscal Year 2023 as of February 28, 2023  
66.67 % OF THE FISCAL YEAR HAS ELAPSED

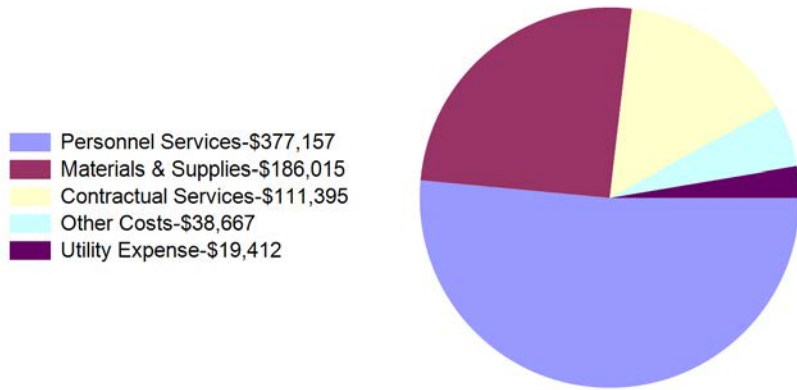
Year To Date Revenues  
\$824,251



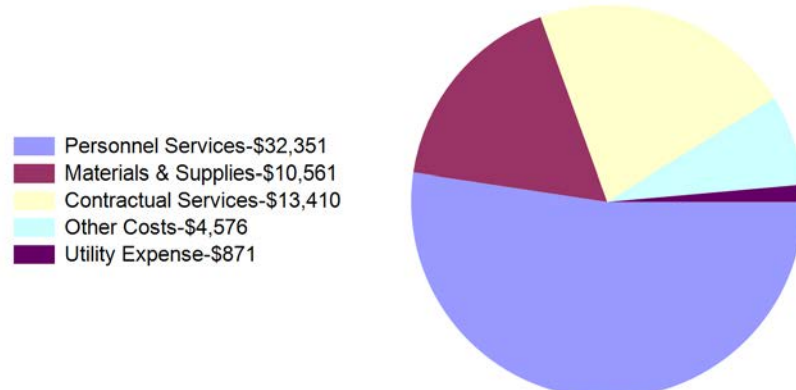
Month To Date Revenues  
\$61,769



Year To Date Expenditures  
\$732,645



Month To Date Expenditures  
\$61,769



**City of Casper, Wyoming**  
**Golf Fund Statement of Revenues and Expenditures**

For Fiscal Year 2023 as of February 28, 2023  
66.67 % OF THE FISCAL YEAR HAS ELAPSED

	Revised Budget	Current Year To Date	Current Year % of Budget
<b>Revenues:</b>			
Goods and Svcs Rev	\$ 689,000	\$ 351,169	50.97%
Misc Revenue	269,000	220,363	81.92%
<b>Total Revenues</b>	<b>\$ 958,000</b>	<b>\$ 571,532</b>	<b>59.66%</b>

	Revised Budget	Current Year To Date	Current Year % of Budget
<b>Expenditures:</b>			
Personnel Services	\$ 534,409	\$ 343,401	64.26%
Materials & Supplies	150,834	104,178	69.07%
Contractual Services	238,989	132,205	55.32%
Capital Outlay	28,981	1,574	5.43%
Transfers Out	88,000	-	0.00%
Other Costs	25,319	16,856	66.57%
Utility Expense	12,800	17,372	135.72%
<b>Total Expenditures</b>	<b>\$ 1,079,332</b>	<b>\$ 615,586</b>	<b>57.03%</b>
<b>Net Revenue (Shortfall)</b>	<b>\$ (121,332)</b>	<b>\$ (44,054)</b>	<b>2.62%</b>

**Golf Fund Summary of Cash and Investments**

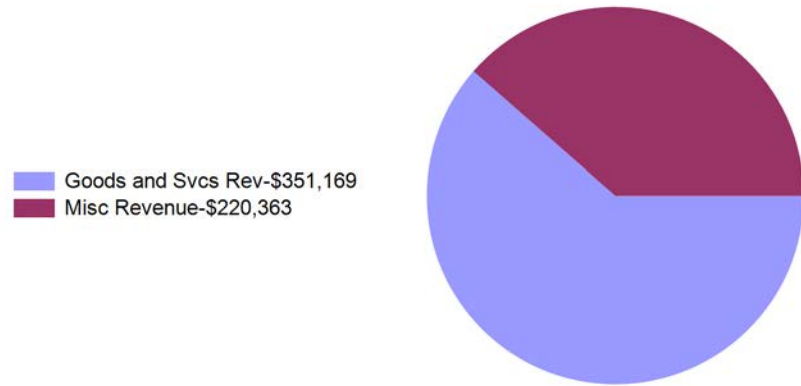
Cash	\$ 468,403
Investments	-
	<u>\$ 468,403</u>

# City of Casper, Wyoming

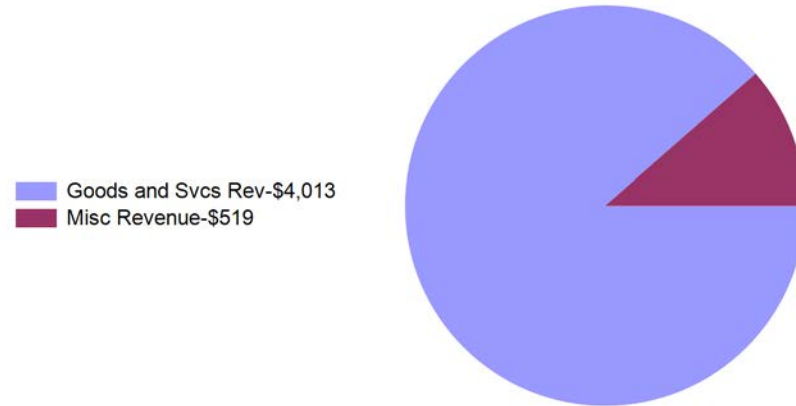
## Golf Fund Summary of Revenues and Expenditures

For Fiscal Year 2023 as of February 28, 2023  
66.67 % OF THE FISCAL YEAR HAS ELAPSED

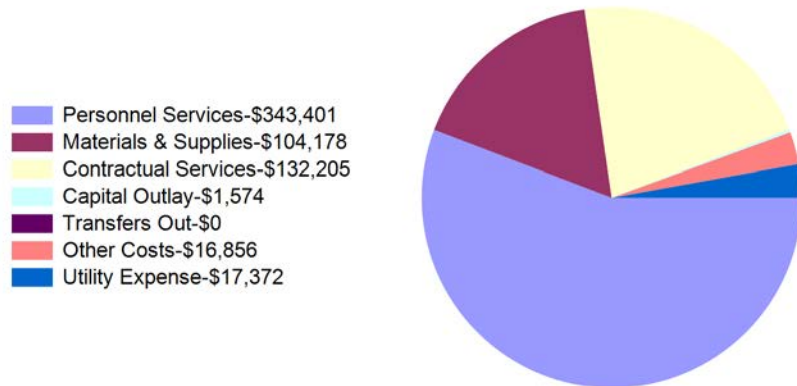
Year To Date Revenues  
\$571,532



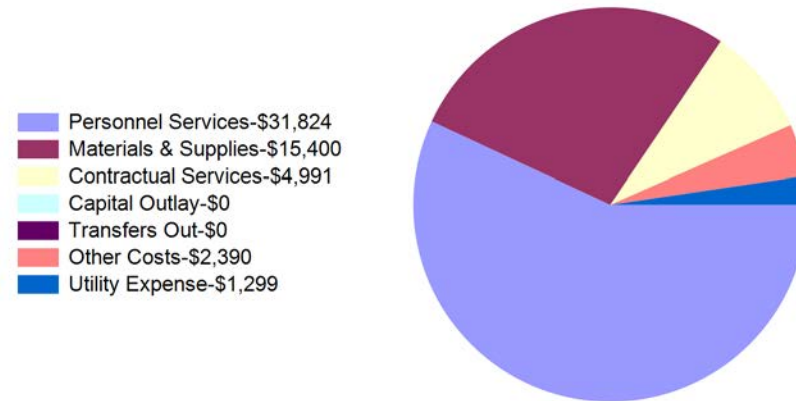
Month To Date Revenues  
\$4,531



Year To Date Expenditures  
\$615,586



Month To Date Expenditures  
\$55,905



**City of Casper, Wyoming**  
**Ice Arena Fund Statement of Revenues and Expenditures**  
For Fiscal Year 2023 as of February 28, 2023  
66.67 % OF THE FISCAL YEAR HAS ELAPSED

	Revised Budget	Current Year To Date	Current Year % of Budget
<b>Revenues:</b>			
Goods and Svcs Rev	\$ 328,325	\$ 239,374	72.91%
Misc Revenue	28,000	27,674	98.84%
Other Sources	241,687	148,413	61.41%
<b>Total Revenues</b>	<b>\$ 598,012</b>	<b>\$ 415,461</b>	<b>69.47%</b>
	Revised Budget	Current Year To Date	Current Year % of Budget
<b>Expenditures:</b>			
Personnel Services	\$ 317,830	\$ 217,120	68.31%
Materials & Supplies	136,681	101,962	74.60%
Contractual Services	98,877	53,024	53.63%
Other Costs	28,024	18,750	66.91%
Utility Expense	16,600	9,824	59.18%
<b>Total Expenditures</b>	<b>\$ 598,012</b>	<b>\$ 400,679</b>	<b>67.00%</b>
<b>Net Revenue (Shortfall)</b>	<b>\$ -</b>	<b>\$ 14,782</b>	<b>2.47%</b>
<b>Cost Recovery</b>	<b>66.65 %</b>		

**Ice Arena Fund Summary of Cash and Investments**

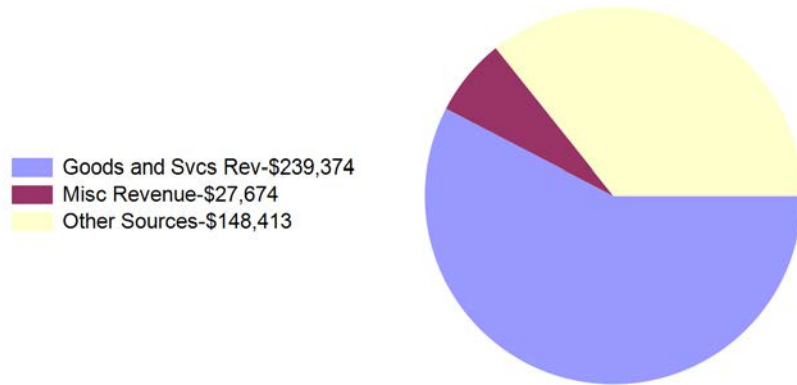
Cash	\$ 16,610
Investments	-
	<u>\$ 16,610</u>

# City of Casper, Wyoming

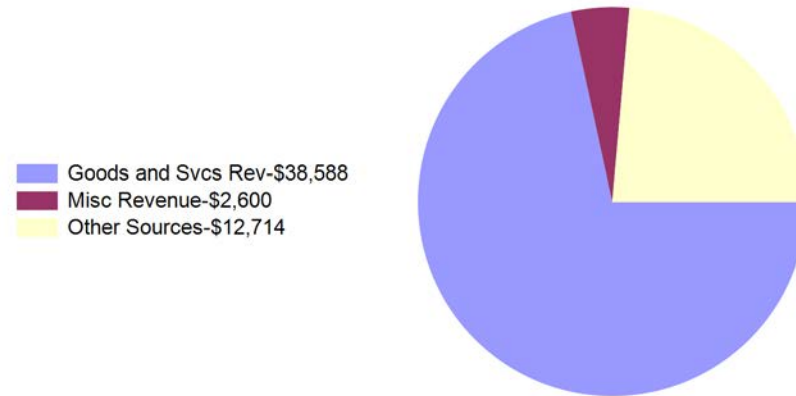
## Ice Arena Fund Summary of Revenues and Expenditures

For Fiscal Year 2023 as of February 28, 2023  
66.67 % OF THE FISCAL YEAR HAS ELAPSED

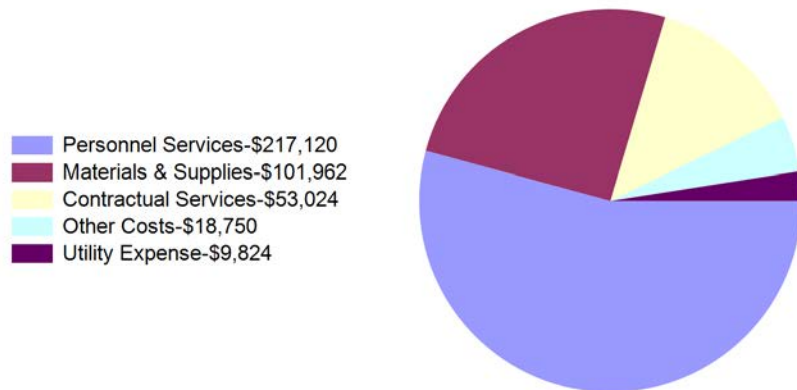
Year To Date Revenues  
\$415,461



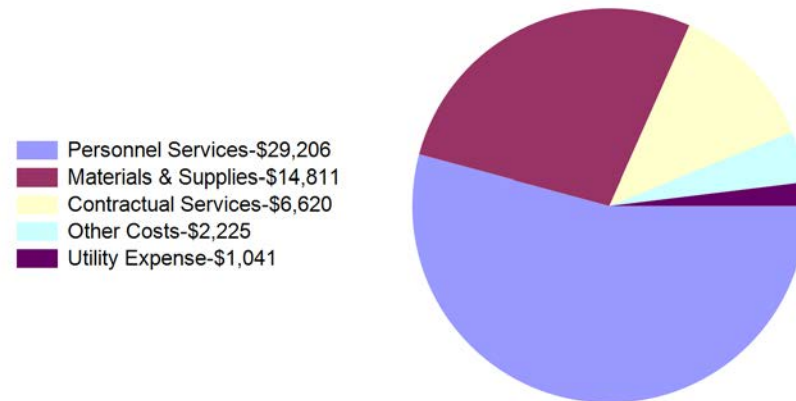
Month To Date Revenues  
\$53,902



Year To Date Expenditures  
\$400,679



Month To Date Expenditures  
\$53,902





**City of Casper, Wyoming**  
**Recreation Center Statement of Revenues and Expenditures**  
 For Fiscal Year 2023 as of February 28, 2023  
 66.67 % OF THE FISCAL YEAR HAS ELAPSED

	Revised Budget	Current Year To Date	Current Year % of Budget
<b>Revenues:</b>			
Goods and Svcs Rev	\$ 397,200	\$ 206,695	52.04%
Misc Revenue	55,500	63,465	114.35%
Other Sources	771,511	547,879	71.01%
<b>Total Revenues</b>	<b>\$ 1,224,211</b>	<b>\$ 818,038</b>	<b>66.82%</b>
	Revised Budget	Current Year To Date	Current Year % of Budget
<b>Expenditures:</b>			
Personnel Services	\$ 861,860	\$ 514,894	59.74%
Materials & Supplies	117,729	66,126	56.17%
Contractual Services	155,226	107,945	69.54%
Other Costs	65,696	44,893	68.33%
Utility Expense	23,700	12,454	52.55%
<b>Total Expenditures</b>	<b>\$ 1,224,211</b>	<b>\$ 746,312</b>	<b>60.96%</b>
<b>Net Revenue (Shortfall)</b>	<b>\$ -</b>	<b>\$ 71,726</b>	<b>5.86%</b>
<b>Cost Recovery</b>	<b>36.20 %</b>		

**Recreation Center Fund Summary of Cash and Investments**

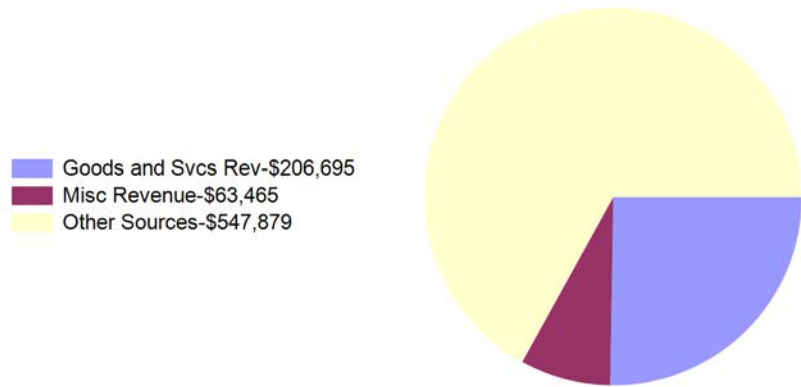
Cash	\$ 71,564
Investments	-
	<u>\$ 71,564</u>

# City of Casper, Wyoming

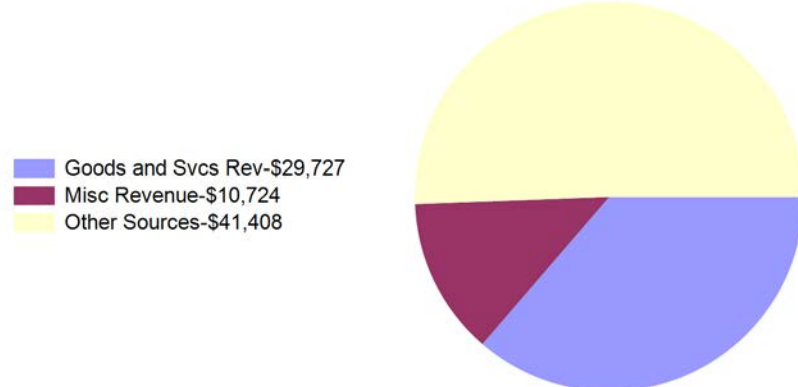
## Recreation Center Fund Summary of Revenues and Expenditures

For Fiscal Year 2023 as of February 28, 2023  
66.67 % OF THE FISCAL YEAR HAS ELAPSED

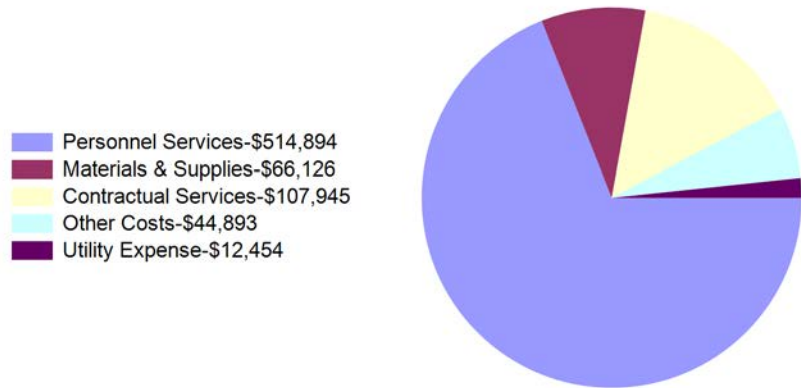
Year To Date Revenues  
\$818,038



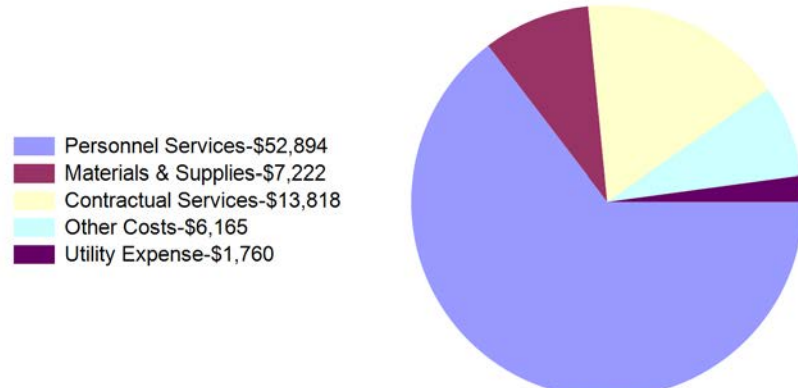
Month To Date Revenues  
\$81,859



Year To Date Expenditures  
\$746,312



Month To Date Expenditures  
\$81,860



**City of Casper, Wyoming**  
**Hogadon Fund Statement of Revenues and Expenditures**  
For Fiscal Year 2023 as of February 28, 2023  
66.67 % OF THE FISCAL YEAR HAS ELAPSED

	<u>Revised Budget</u>	<u>Current Year To Date</u>	<u>Current Year % of Budget</u>
<b>Revenues:</b>			
Goods and Svcs Rev	\$ 609,500	\$ 648,943	106.47%
Misc Revenue	39,000	22,645	58.06%
Other Sources	389,719	-	0.00%
<b>Total Revenues</b>	<b>\$ 1,038,219</b>	<b>\$ 671,588</b>	<b>64.69%</b>

	<u>Revised Budget</u>	<u>Current Year To Date</u>	<u>Current Year % of Budget</u>
<b>Expenditures:</b>			
Personnel Services	\$ 528,596	\$ 340,062	64.33%
Materials & Supplies	246,428	169,931	68.96%
Contractual Services	187,831	104,537	55.66%
Other Costs	72,364	49,153	67.92%
Utility Expense	3,000	1,076	35.86%
<b>Total Expenditures</b>	<b>\$ 1,038,219</b>	<b>\$ 664,759</b>	<b>64.03%</b>

<b>Net Revenue (Shortfall)</b>	<b>\$ -</b>	<b>\$ 6,829</b>	<b>0.66%</b>
--------------------------------	-------------	-----------------	--------------

**Cost Recovery**                      **101.03 %**

**Hogadon Fund Summary of Cash and Investments**

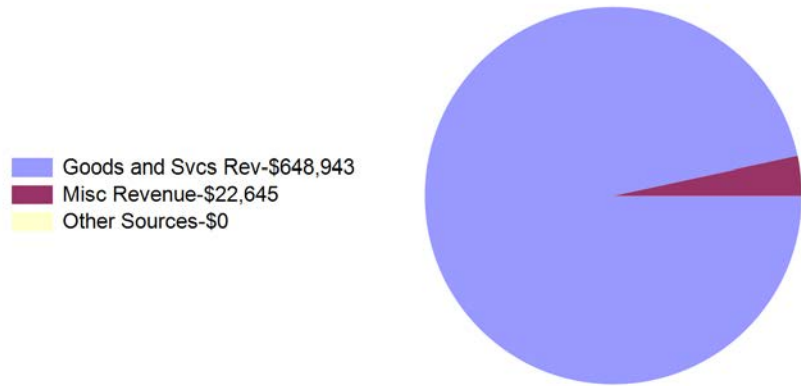
Cash	\$ 34,660
Investments	-
	<u><b>\$ 34,660</b></u>

# City of Casper, Wyoming

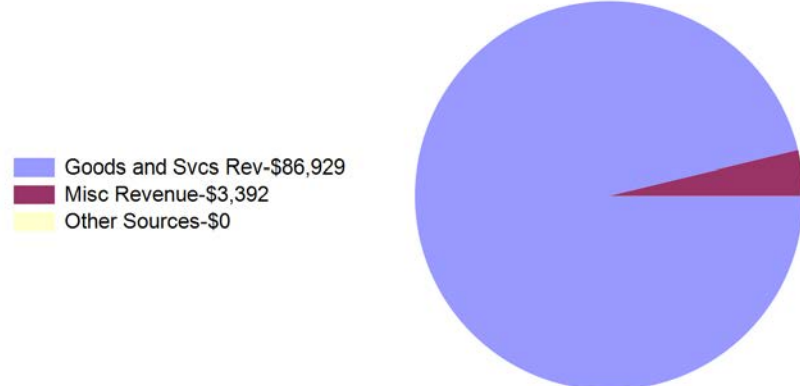
## Hogadon Fund Summary of Revenues and Expenditures

For Fiscal Year 2023 as of February 28, 2023  
66.67 % OF THE FISCAL YEAR HAS ELAPSED

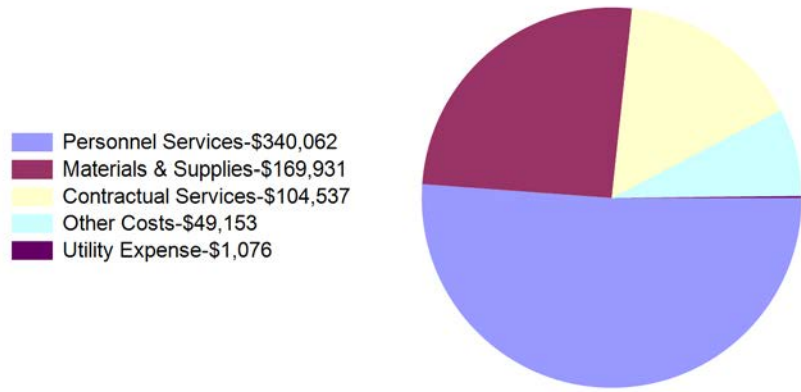
Year To Date Revenues  
\$671,588



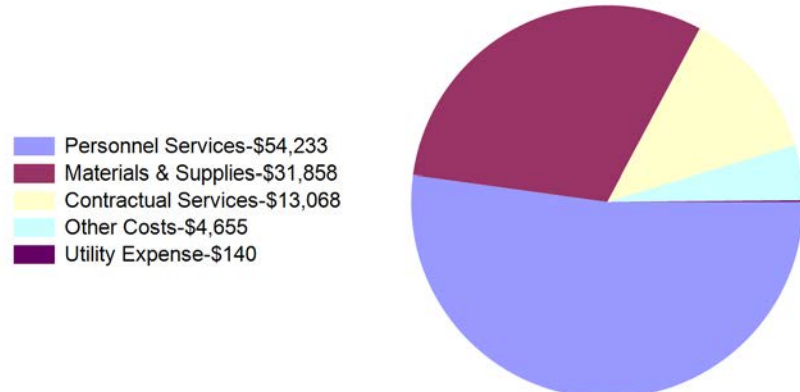
Month To Date Revenues  
\$90,321



Year To Date Expenditures  
\$664,759



Month To Date Expenditures  
\$103,955



**City of Casper, Wyoming**  
**Ford Wyoming Center Statement of Revenues and Expenditures**  
For Fiscal Year 2023 as of February 28, 2023  
66.67 % OF THE FISCAL YEAR HAS ELAPSED

	Revised Budget	Current Year To Date	Current Year % of Budget
<b>Revenues:</b>			
Intergovernmental	\$ 77,165	\$ -	0.00%
Misc Revenue	15,870	11,379	71.70%
Other Sources	976,349	650,899	66.67%
<b>Total Revenues</b>	<b>\$ 1,069,384</b>	<b>\$ 662,278</b>	<b>61.93%</b>

	Revised Budget	Current Year To Date	Current Year % of Budget
<b>Expenditures:</b>			
Materials & Supplies	\$ 9,456	\$ -	0.00%
Contractual Services	979,940	638,365	65.14%
Capital Outlay	62,195	195	0.31%
Other Costs	82,763	55,175	66.67%
<b>Total Expenditures</b>	<b>\$ 1,134,354</b>	<b>\$ 693,736</b>	<b>61.16%</b>

<b>Net Revenue (Shortfall)</b>	<b>\$ (64,970)</b>	<b>\$ (31,458)</b>	<b>0.77%</b>
--------------------------------	--------------------	--------------------	--------------

**Ford Wyoming Center Summary of Cash and Investments**

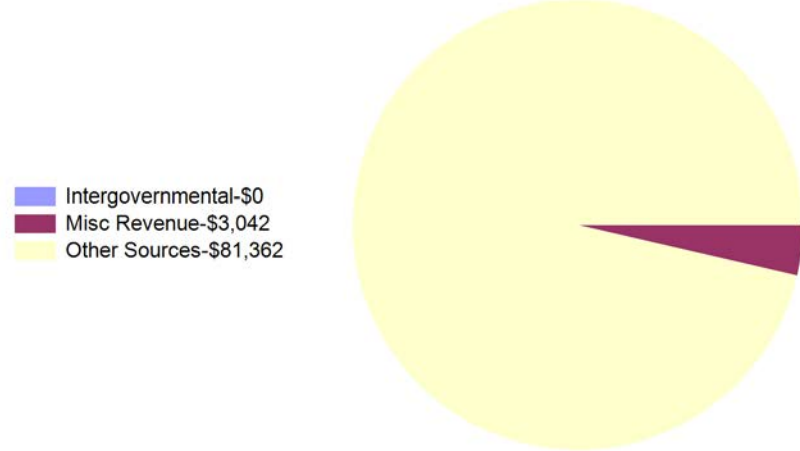
Cash	\$ 1,102,038
	<u>\$ 1,102,038</u>

**City of Casper, Wyoming**  
**Ford Wyoming Center Summary of Revenues and Expenditures**  
For Fiscal Year 2023 as of February 28, 2023  
66.67 % OF THE FISCAL YEAR HAS ELAPSED

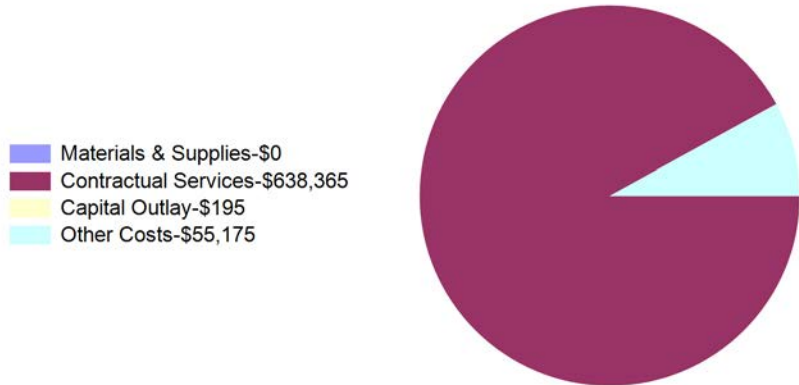
Year To Date Revenues  
\$662,278



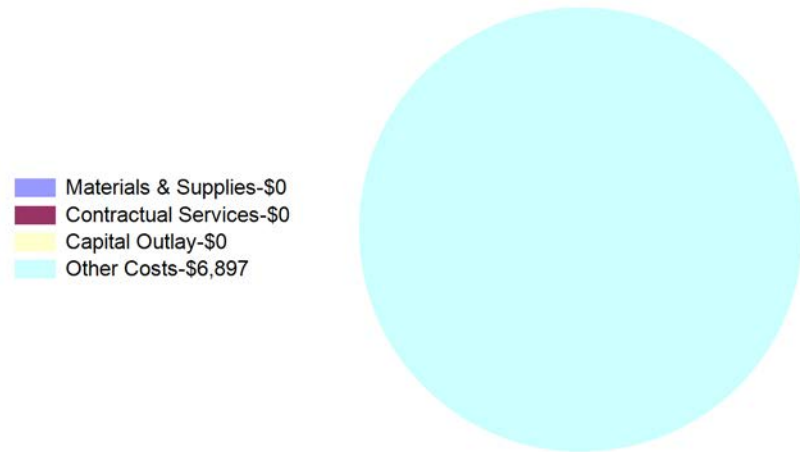
Month To Date Revenues  
\$84,404



Year To Date Expenditures  
\$693,736



Month To Date Expenditures  
\$6,897



**City of Casper, Wyoming**  
**Other Enterprise Funds Balance Sheet**  
For Fiscal Year 2023 as of February 28, 2023  
**66.67 % OF THE FISCAL YEAR HAS ELAPSED**

	<u>Parking Fund</u>
<b>ASSETS</b>	
Current Assets	
Cash	\$ 4,734
Investments	135,438
Market Adjustments	-
Accounts Receivable	667
Lease Receivable - Short Term	12,396
Total Current Assets	<u>153,235</u>
Capital Assets	
Land, Buildings & Improvements	2,981,187
Equipment	55,379
Accumulated Depreciation	(2,145,091)
Total Capital Assets	<u>891,474</u>
Non-Current Assets	
Lease Receivable - Long Term	246,031
Total Assets	<u>\$ 1,290,740</u>
<b>LIABILITIES</b>	
Current Liabilities	
Accounts Payable	\$ -
Total Current Liabilities	<u>-</u>
Total Liabilities	<u>\$ -</u>
<b>DEFERRED INFLOWS OF RESOURCES</b>	
Total Deferred Inflows Of Resources	<u>\$ 252,202</u>
<b>NET POSITION</b>	
Net Investment in Capital Assets	\$ 1,149,901
Unrestricted	(111,363)
Total Net Position	<u>\$ 1,038,538</u>

**City of Casper, Wyoming**  
**Other Enterprise Funds Revenue and Expenditure Comparison**  
**For Fiscal Year 2023 as of February 28, 2023**  
**66.67 % OF THE FISCAL YEAR HAS ELAPSED**

**Other Enterprise Funds YTD Revenue and Expenditure Comparison**



**Other Enterprise Funds MTD Revenue and Expenditure Comparison**





**City of Casper, Wyoming**  
**Parking Lots Statement of Revenues and Expenditures**

For Fiscal Year 2023 as of February 28, 2023  
66.67 % OF THE FISCAL YEAR HAS ELAPSED

	Revised Budget	Current Year To Date	Current Year % of Budget
<b>Revenues:</b>			
Goods and Svcs Rev	\$ 1,500	\$ 775	51.67%
Misc Revenue	15,477	7,843	50.67%
<b>Total Revenues</b>	<b>\$ 16,977</b>	<b>\$ 8,618</b>	<b>50.76%</b>
	Revised Budget	Current Year To Date	Current Year % of Budget
<b>Expenditures:</b>			
Contractual Services	\$ 47,924	\$ 24,610	51.35%
Other Costs	2,663	1,775	66.66%
<b>Total Expenditures</b>	<b>\$ 50,587</b>	<b>\$ 26,385</b>	<b>52.16%</b>
<b>Net Revenue (Shortfall)</b>	<b>\$ (33,610)</b>	<b>\$ (17,767)</b>	<b>-1.40%</b>

**Parking Lots Summary of Cash and Investments**

Cash	\$ 4,734
Investments	135,438
	<u>\$ 140,172</u>

# City of Casper, Wyoming

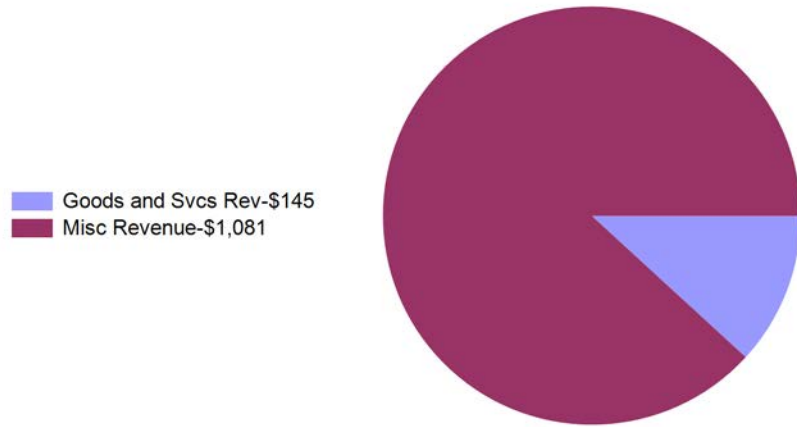
## Parking Lots Summary of Revenues and Expenditures

For Fiscal Year 2023 as of February 28, 2023  
66.67 % OF THE FISCAL YEAR HAS ELAPSED

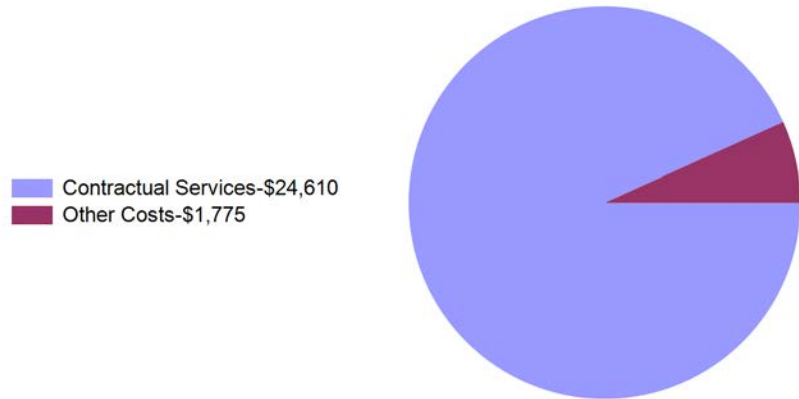
Year To Date Revenues  
\$8,618



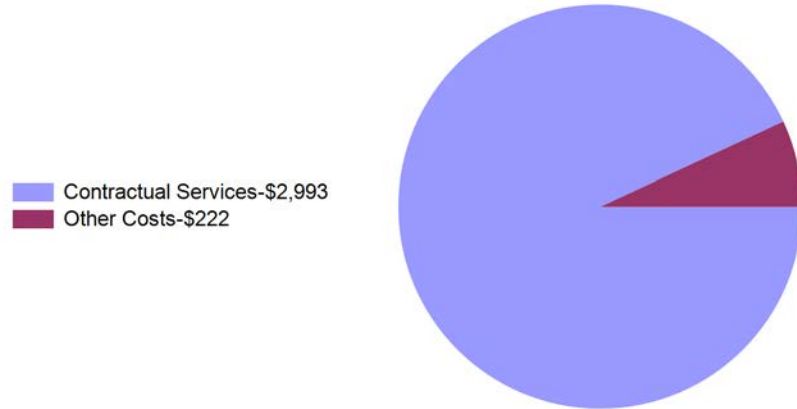
Month To Date Revenues  
\$1,226



Year To Date Expenditures  
\$26,385



Month To Date Expenditures  
\$3,214



# City of Casper, Wyoming

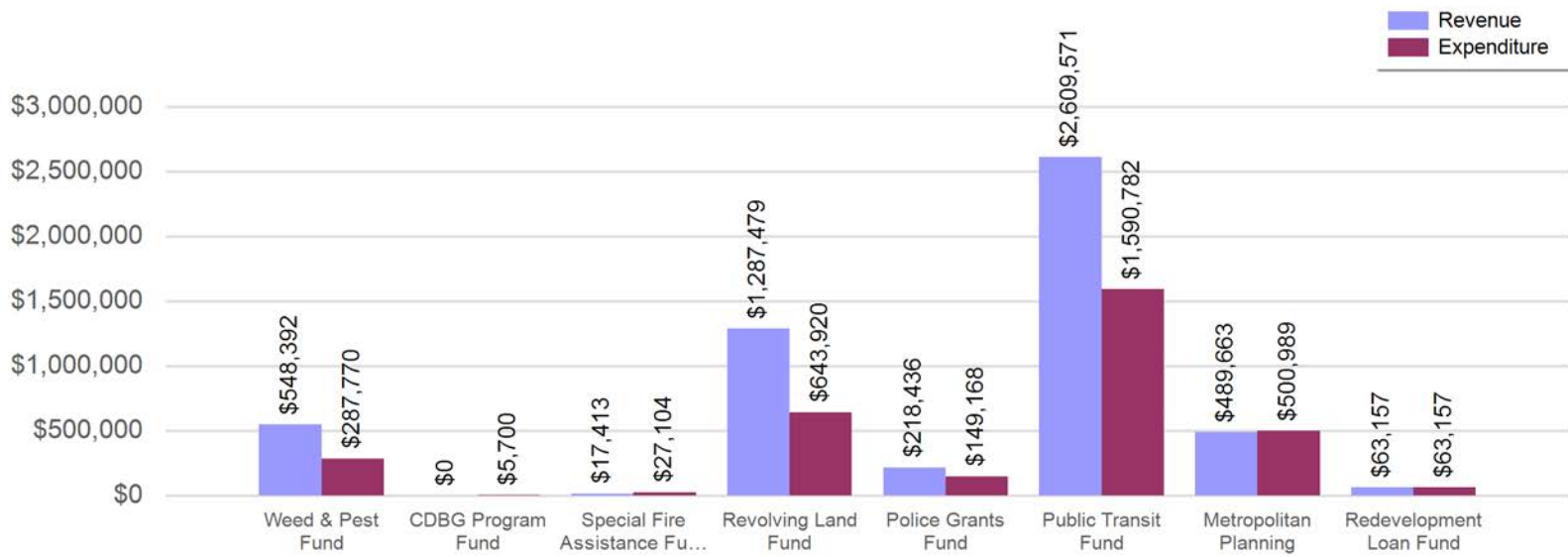
## Special Revenue Funds Consolidated Balance Sheet

For Fiscal Year 2023 as of February 28, 2023  
66.67 % OF THE FISCAL YEAR HAS ELAPSED

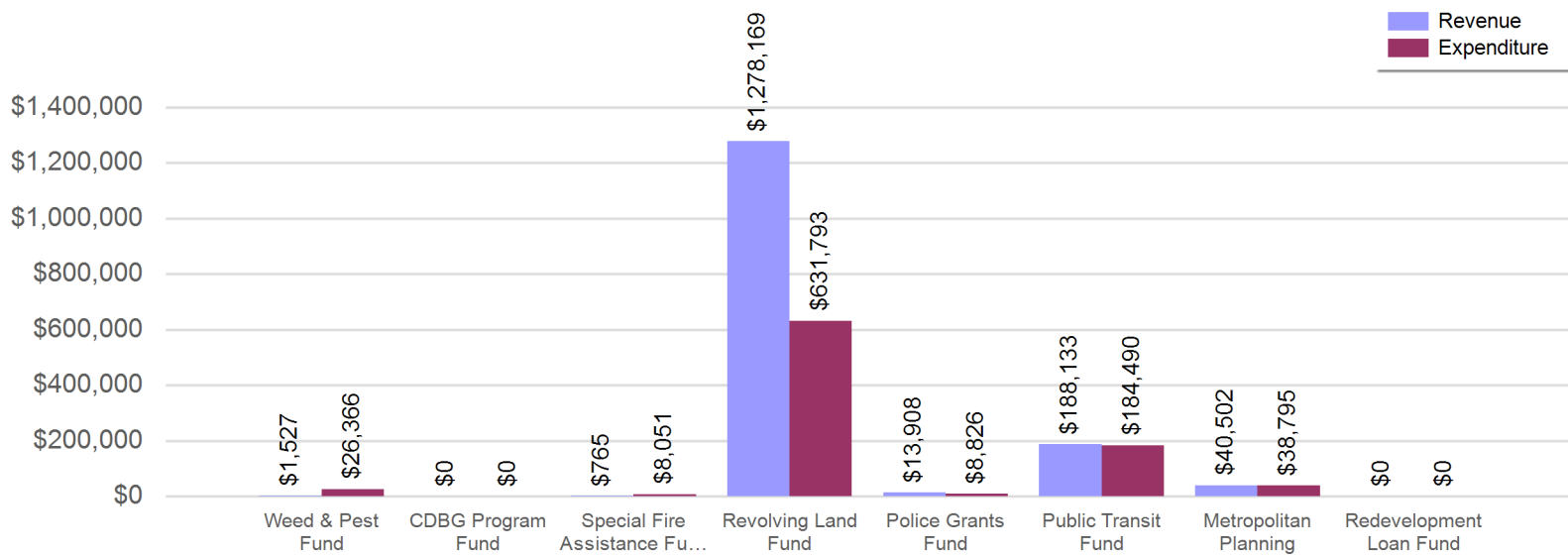
	Weed & Pest Fund	CDBG Program Fund	Special Fire Assistance Fund	Revolving Land Fund	Police Grants Fund	Public Transit Fund	Metropolitan Planning	Redevelopment Loan Fund
<b>ASSETS</b>								
Current Assets								
Cash	\$ 527,967	\$ (5,700)	\$ 18,823	\$ 757,907	\$ 43,654	\$ (352,058)	\$ 76,763	\$ 100,937
Investments	786,433			708,719				
Market Adjustments	-			-				
Interest Receivable								4,027
Grants Receivable			765		23,011	540,305	205,730	
Loans Receivable								164,000
Accounts Receivable	-		-	-	4,999	3,685	-	
Prepaid Expenses							36,833	
Total Current Assets	<u>1,314,400</u>	<u>(5,700)</u>	<u>19,588</u>	<u>1,466,626</u>	<u>71,664</u>	<u>191,932</u>	<u>319,326</u>	<u>268,964</u>
Total Assets	<u>\$ 1,314,400</u>	<u>\$ (5,700)</u>	<u>\$ 19,588</u>	<u>\$ 1,466,626</u>	<u>\$ 71,664</u>	<u>\$ 191,932</u>	<u>\$ 319,326</u>	<u>\$ 268,964</u>
<b>LIABILITIES</b>								
Current Liabilities								
Accounts Payable	\$ 4,609	\$ -	\$ 8,051	\$ -	\$ 3,447	\$ 74,749	\$ 17,572	\$ -
Accrued Wages and Benefits Payable	8,812				2,636	48,030	10,567	
Interest Payable								4,027
Deferred Revenue						-		
Total Current Liabilities	<u>13,421</u>	<u>-</u>	<u>8,051</u>	<u>-</u>	<u>6,084</u>	<u>122,778</u>	<u>28,139</u>	<u>4,027</u>
Total Liabilities	<u>\$ 13,421</u>	<u>\$ -</u>	<u>\$ 8,051</u>	<u>\$ -</u>	<u>\$ 6,084</u>	<u>\$ 122,778</u>	<u>\$ 28,139</u>	<u>\$ 4,027</u>
<b>NET POSITION</b>								
Unrestricted	\$ 1,300,978	\$ (5,700)	\$ 11,537	\$ 1,466,626	\$ 65,581	\$ 69,154	\$ 291,187	\$ 264,937
Total Net Position	<u>\$ 1,300,978</u>	<u>\$ (5,700)</u>	<u>\$ 11,537</u>	<u>\$ 1,466,626</u>	<u>\$ 65,581</u>	<u>\$ 69,154</u>	<u>\$ 291,187</u>	<u>\$ 264,937</u>

**City of Casper, Wyoming**  
**Special Revenue Funds Funds Revenue and Expenditure Comparison**  
For Fiscal Year 2023 as of February 28, 2023  
66.67 % OF THE FISCAL YEAR HAS ELAPSED

**Special Revenue Funds YTD Revenue and Expenditure Comparison**



**Special Revenue Funds MTD Revenue and Expenditure Comparison**



**City of Casper, Wyoming**  
**Weed & Pest Fund Statement of Revenues and Expenditures**  
For Fiscal Year 2023 as of February 28, 2023  
66.67 % OF THE FISCAL YEAR HAS ELAPSED

	Revised Budget	Current Year To Date	Current Year % of Budget
<b>Revenues:</b>			
Local Taxes	\$ 800,000	\$ 531,135	66.39%
Misc Revenue	2,897	17,257	595.68%
<b>Total Revenues</b>	<b>\$ 802,897</b>	<b>\$ 548,392</b>	<b>68.30%</b>
	Revised Budget	Current Year To Date	Current Year % of Budget
<b>Expenditures:</b>			
Personnel Services	\$ 306,864	\$ 158,695	51.72%
Materials & Supplies	87,616	19,513	22.27%
Contractual Services	112,886	35,904	31.81%
Capital Outlay	207,000	60,293	29.13%
Other Costs	14,253	10,859	76.18%
Utility Expense	300	2,507	835.78%
<b>Total Expenditures</b>	<b>\$ 728,919</b>	<b>\$ 287,770</b>	<b>39.48%</b>
<b>Net Revenue (Shortfall)</b>	<b>\$ 73,978</b>	<b>\$ 260,622</b>	<b>28.82%</b>

**Weed & Pest Fund Summary of Cash and Investments**

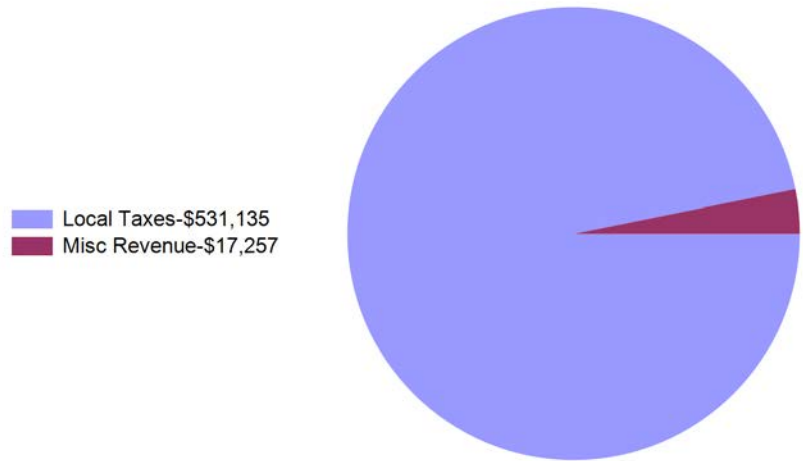
Cash	\$ 527,967
Investments	786,433
	<u>\$ 1,314,400</u>

# City of Casper, Wyoming

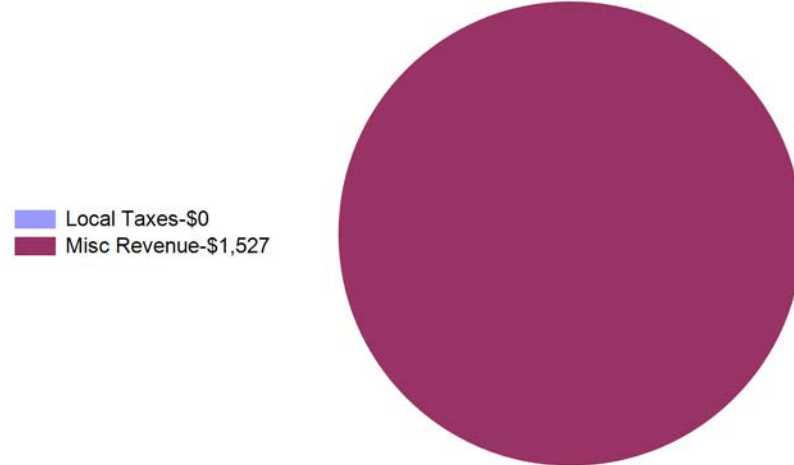
## Weed & Pest Fund Summary of Revenues and Expenditures

For Fiscal Year 2023 as of February 28, 2023  
66.67 % OF THE FISCAL YEAR HAS ELAPSED

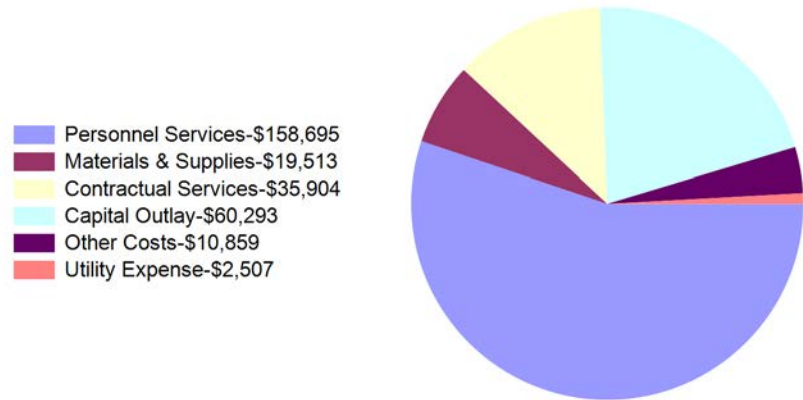
Year To Date Revenues  
\$548,392



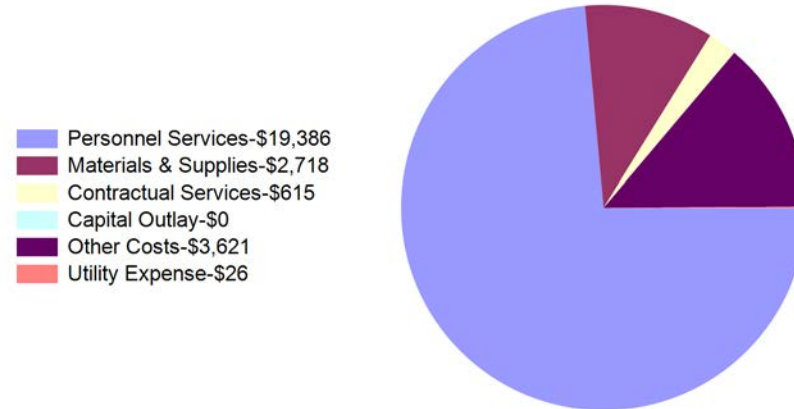
Month To Date Revenues  
\$1,527



Year To Date Expenditures  
\$287,770



Month To Date Expenditures  
\$26,366



**City of Casper, Wyoming**  
**CDBG Fund Statement of Revenues and Expenditures**  
For Fiscal Year 2023 as of February 28, 2023  
66.67 % OF THE FISCAL YEAR HAS ELAPSED

	Revised Budget	Current Year To Date	Current Year % of Budget
<b>Revenues:</b>			
Intergovernmental	\$ 1,250,000	\$ -	0.00%
<b>Total Revenues</b>	<b>\$ 1,250,000</b>	<b>\$ -</b>	<b>0.00%</b>
	Revised Budget	Current Year To Date	Current Year % of Budget
<b>Expenditures:</b>			
Contractual Services	\$ 1,250,000	\$ 5,700	0.46%
<b>Total Expenditures</b>	<b>\$ 1,250,000</b>	<b>\$ 5,700</b>	<b>0.46%</b>
<b>Net Revenue (Shortfall)</b>	<b>\$ -</b>	<b>\$ (5,700)</b>	<b>-0.46%</b>

**CDBG Fund Summary of Cash and Investments**

Cash	\$ (5,700)
Investments	-
	<u>\$ (5,700)</u>

City of Casper, Wyoming  
CDBG Fund Summary of Revenues and Expenditures  
For Fiscal Year 2023 as of February 28, 2023  
66.67 % OF THE FISCAL YEAR HAS ELAPSED

Year To Date Revenues  
\$0

Month To Date Revenues  
\$0

Intergovernmental-\$0


Intergovernmental-\$0

Year To Date Expenditures  
\$5,700

Month To Date Expenditures  
\$0

Contractual Services-\$5,700

Contractual Services-\$0







**City of Casper, Wyoming**  
**Special Fire Assistance Fund Statement of Revenues and Expenditures**  
For Fiscal Year 2023 as of February 28, 2023  
66.67 % OF THE FISCAL YEAR HAS ELAPSED

	Revised Budget	Current Year To Date	Current Year % of Budget
<b>Revenues:</b>			
Intergovernmental	\$ 460,087	\$ 17,413	3.78%
Misc Revenue	109,985	-	0.00%
<b>Total Revenues</b>	<b>\$ 570,072</b>	<b>\$ 17,413</b>	<b>3.05%</b>
	Revised Budget	Current Year To Date	Current Year % of Budget
<b>Expenditures:</b>			
Personnel Services	\$ 59,985	\$ -	0.00%
Materials & Supplies	200,162	27,104	13.54%
Capital Outlay	309,926	-	0.00%
<b>Total Expenditures</b>	<b>\$ 570,073</b>	<b>\$ 27,104</b>	<b>4.75%</b>
<b>Net Revenue (Shortfall)</b>	<b>\$ (1)</b>	<b>\$ (9,691)</b>	<b>-1.70%</b>

**Special Fire Assistance Fund Summary of Cash and Investments**

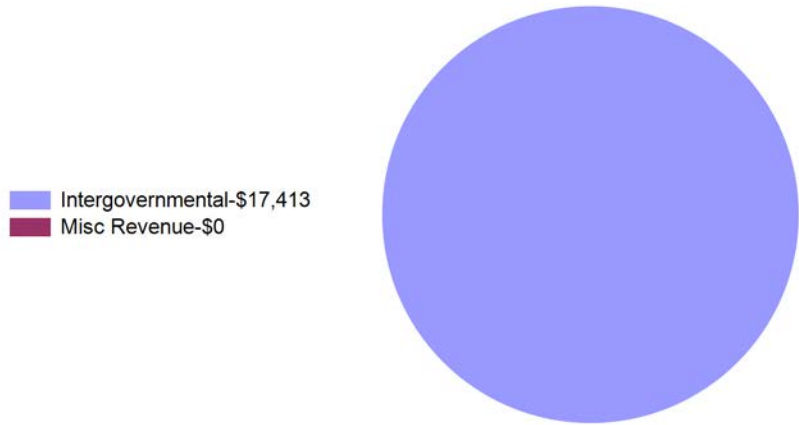
Cash	\$ 18,823
Investments	-
	<u><b>\$ 18,823</b></u>

# City of Casper, Wyoming

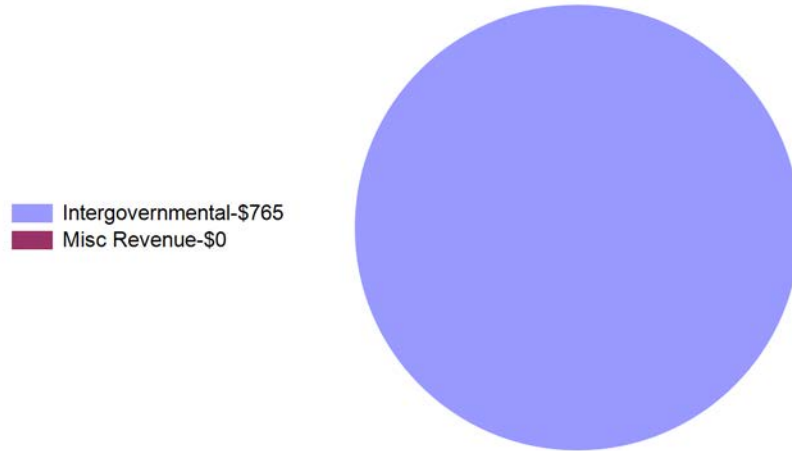
## Special Fire Assistance Fund Summary of Revenues and Expenditures

For Fiscal Year 2023 as of February 28, 2023  
66.67 % OF THE FISCAL YEAR HAS ELAPSED

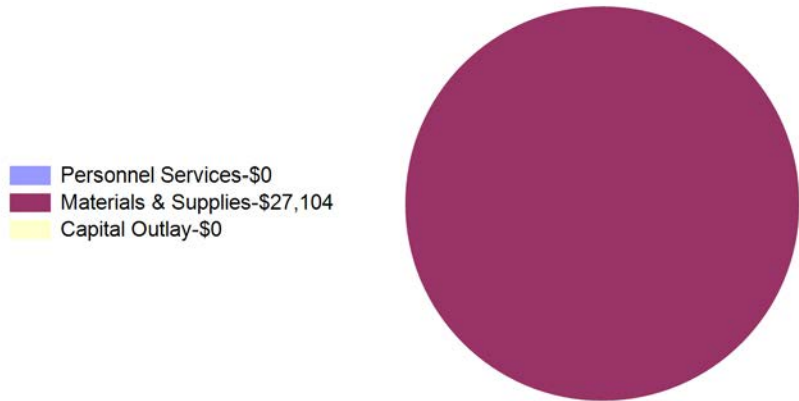
Year To Date Revenues  
\$17,413



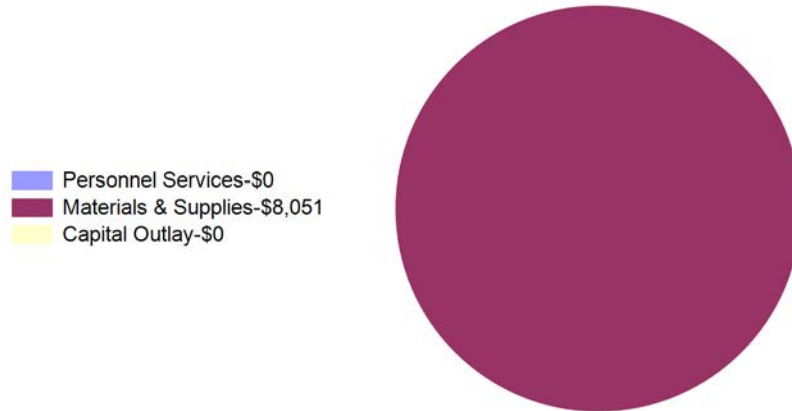
Month To Date Revenues  
\$765



Year To Date Expenditures  
\$27,104



Month To Date Expenditures  
\$8,051



**City of Casper, Wyoming**  
**Revolving Land Fund Statement of Revenues and Expenditures**  
For Fiscal Year 2023 as of February 28, 2023  
66.67 % OF THE FISCAL YEAR HAS ELAPSED

	Revised Budget	Current Year To Date	Current Year % of Budget
<b>Revenues:</b>			
Misc Revenue	\$ 5,849	\$ 10,686	182.70%
Other Sources	1,725,000	1,276,793	74.02%
<b>Total Revenues</b>	<b>\$ 1,730,849</b>	<b>\$ 1,287,479</b>	<b>74.38%</b>
	Revised Budget	Current Year To Date	Current Year % of Budget
<b>Expenditures:</b>			
Contractual Services	\$ 45,295	\$ 12,127	26.77%
Capital Outlay	645,000	631,793	97.95%
<b>Total Expenditures</b>	<b>\$ 690,295</b>	<b>\$ 643,920</b>	<b>93.28%</b>
<b>Net Revenue (Shortfall)</b>	<b>\$ 1,040,554</b>	<b>\$ 643,558</b>	<b>-18.90%</b>

**Revolving Land Fund Summary of Cash and Investments**

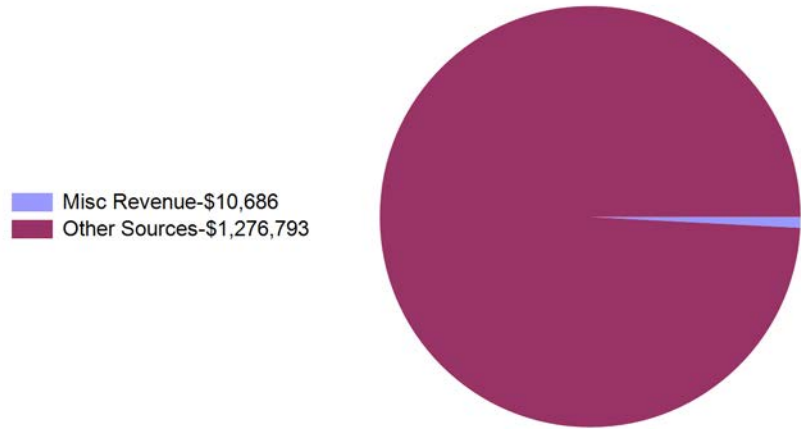
Cash	\$ 757,907
Investments	708,719
	<u>\$ 1,466,626</u>

# City of Casper, Wyoming

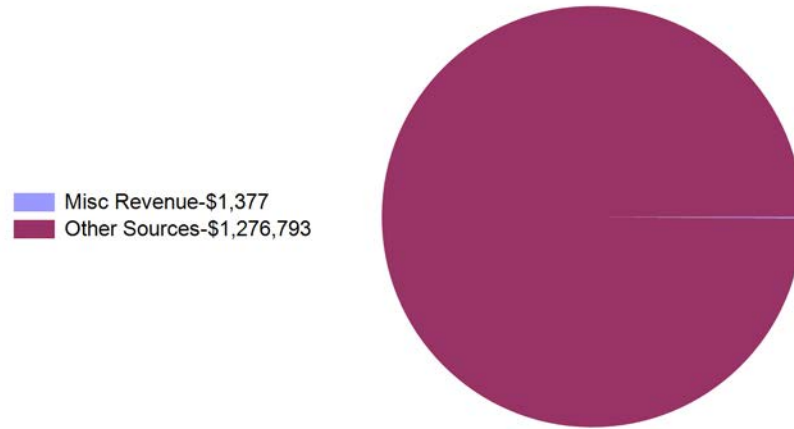
## Revolving Land Fund Summary of Revenues and Expenditures

For Fiscal Year 2023 as of February 28, 2023  
66.67 % OF THE FISCAL YEAR HAS ELAPSED

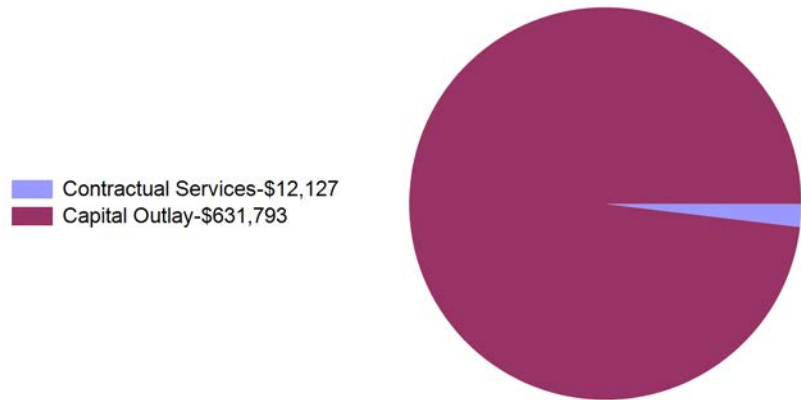
Year To Date Revenues  
\$1,287,479



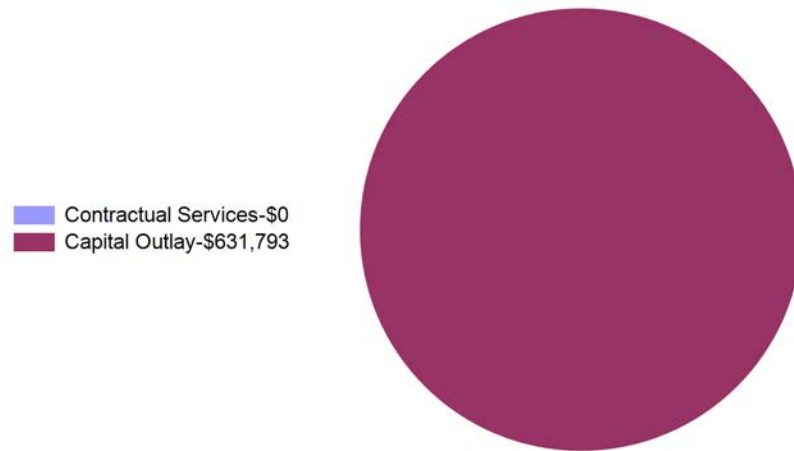
Month To Date Revenues  
\$1,278,169



Year To Date Expenditures  
\$643,920



Month To Date Expenditures  
\$631,793



**City of Casper, Wyoming**  
**Police Grants Fund Statement of Revenues and Expenditures**  
For Fiscal Year 2023 as of February 28, 2023  
66.67 % OF THE FISCAL YEAR HAS ELAPSED

	Revised Budget	Current Year To Date	Current Year % of Budget
<b>Revenues:</b>			
Intergovernmental	\$ 237,416	\$ 160,601	67.65%
Misc Revenue	-	52,208	
Other Sources	16,437	5,627	34.23%
<b>Total Revenues</b>	<b>\$ 253,853</b>	<b>\$ 218,436</b>	<b>86.05%</b>
	Revised Budget	Current Year To Date	Current Year % of Budget
<b>Expenditures:</b>			
Personnel Services	\$ 178,553	\$ 66,707	37.36%
Materials & Supplies	6,700	41,099	613.41%
Contractual Services	37,000	40,614	109.77%
Capital Outlay	30,000	749	2.50%
Other Costs	1,600	-	0.00%
<b>Total Expenditures</b>	<b>\$ 253,853</b>	<b>\$ 149,168</b>	<b>58.76%</b>
<b>Net Revenue (Shortfall)</b>	<b>\$ -</b>	<b>\$ 69,268</b>	<b>27.29%</b>

**Police Grants Fund Summary of Cash and Investments**

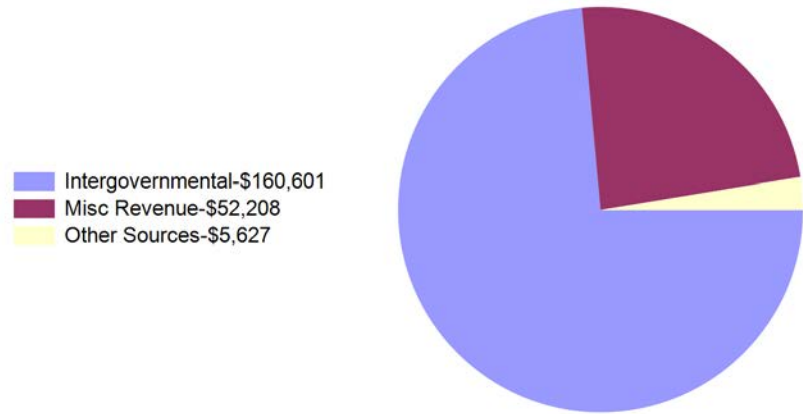
Cash	\$ 43,654
Investments	-
	<u>\$ 43,654</u>

# City of Casper, Wyoming

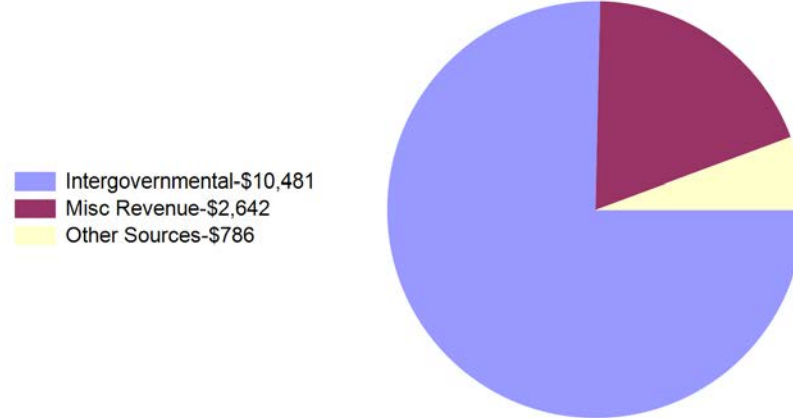
## Police Grants Fund Summary of Revenues and Expenditures

For Fiscal Year 2023 as of February 28, 2023  
66.67 % OF THE FISCAL YEAR HAS ELAPSED

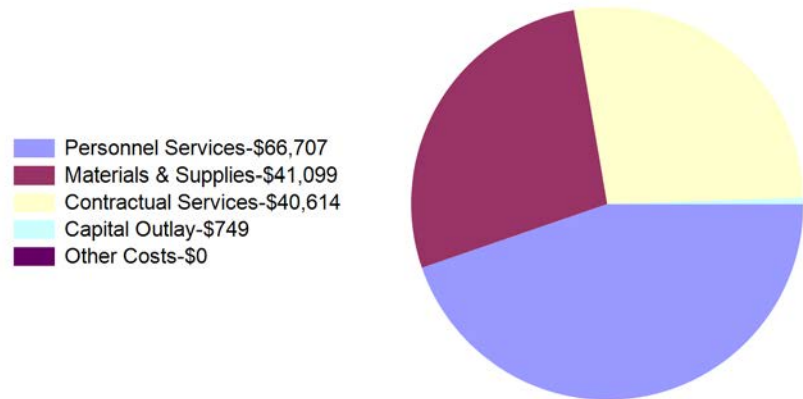
Year To Date Revenues  
\$218,436



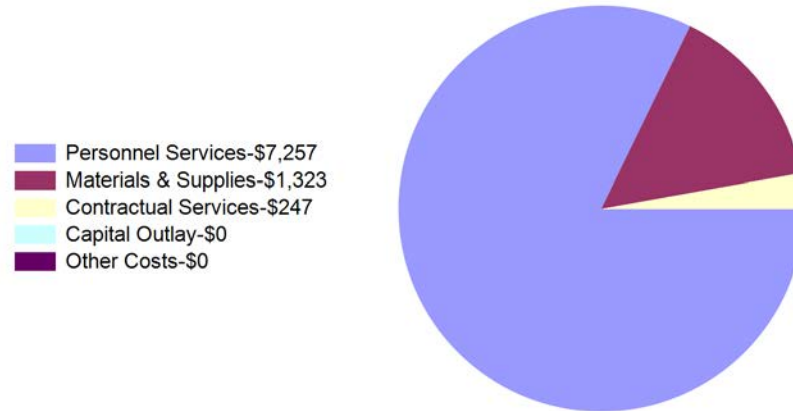
Month To Date Revenues  
\$13,908



Year To Date Expenditures  
\$149,168



Month To Date Expenditures  
\$8,826



**City of Casper, Wyoming**  
**Public Transit Fund Statement of Revenues and Expenditures**  
For Fiscal Year 2023 as of February 28, 2023  
66.67 % OF THE FISCAL YEAR HAS ELAPSED

	Revised Budget	Current Year To Date	Current Year % of Budget
<b>Revenues:</b>			
Intergovernmental	\$ 3,586,542	\$ 1,301,288	36.28%
Goods and Svcs Rev	90,000	65,744	73.05%
Misc Revenue	150,852	48,386	32.08%
Other Sources	591,145	1,194,153	202.01%
<b>Total Revenues</b>	<b>\$ 4,418,539</b>	<b>\$ 2,609,571</b>	<b>59.06%</b>

	Revised Budget	Current Year To Date	Current Year % of Budget
<b>Expenditures:</b>			
Personnel Services	\$ 1,850,019	\$ 1,091,580	59.00%
Materials & Supplies	234,700	155,427	66.22%
Contractual Services	314,780	181,288	57.59%
Capital Outlay	1,849,183	148,667	8.04%
Other Costs	152,303	7,590	4.98%
Utility Expense	17,600	6,230	35.40%
<b>Total Expenditures</b>	<b>\$ 4,418,585</b>	<b>\$ 1,590,782</b>	<b>36.00%</b>

<b>Net Revenue (Shortfall)</b>	<b>\$ (46)</b>	<b>\$ 1,018,789</b>	<b>23.06%</b>
--------------------------------	----------------	---------------------	---------------

**Public Transit Fund Summary of Cash and Investments**

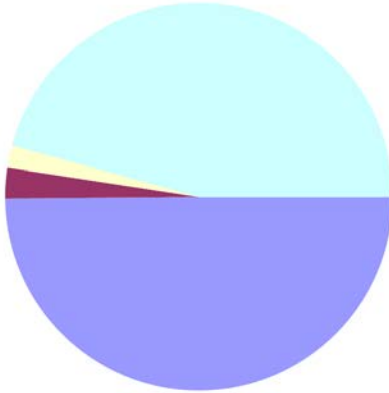
Cash	\$ (352,058)
Investments	-
	<u>\$ (352,058)</u>



**City of Casper, Wyoming**  
**Public Transit Fund Summary of Revenues and Expenditures**  
For Fiscal Year 2023 as of February 28, 2023  
66.67 % OF THE FISCAL YEAR HAS ELAPSED

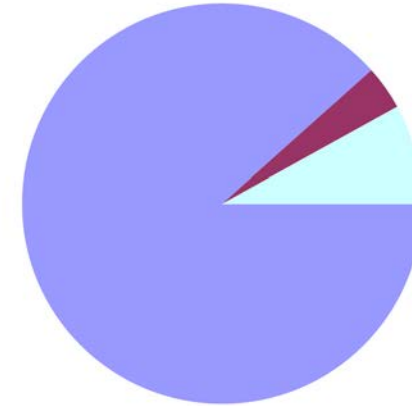
Year To Date Revenues  
\$2,609,571

Intergovernmental-\$1,301,288  
Goods and Svcs Rev-\$65,744  
Misc Revenue-\$48,386  
Other Sources-\$1,194,153



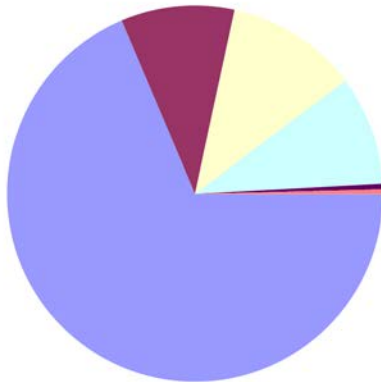
Month To Date Revenues  
\$188,133

Intergovernmental-\$166,315  
Goods and Svcs Rev-\$6,708  
Misc Revenue-\$0  
Other Sources-\$15,111



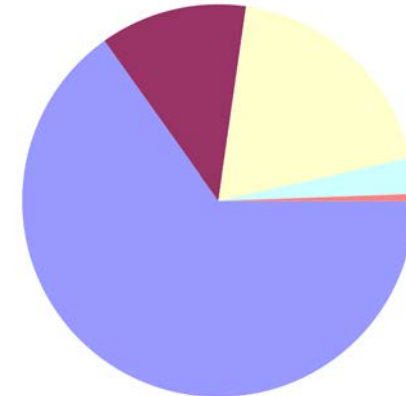
Year To Date Expenditures  
\$1,590,782

Personnel Services-\$1,091,580  
Materials & Supplies-\$155,427  
Contractual Services-\$181,288  
Capital Outlay-\$148,667  
Other Costs-\$7,590  
Utility Expense-\$6,230



Month To Date Expenditures  
\$184,490

Personnel Services-\$127,570  
Materials & Supplies-\$23,730  
Contractual Services-\$37,751  
Capital Outlay-(\$5,669)  
Other Costs-\$0  
Utility Expense-\$1,108



**City of Casper, Wyoming**  
**Metropolitan Planning Fund Statement of Revenues and Expenditures**  
For Fiscal Year 2023 as of February 28, 2023  
66.67 % OF THE FISCAL YEAR HAS ELAPSED

	Revised Budget	Current Year To Date	Current Year % of Budget
<b>Revenues:</b>			
Intergovernmental	\$ 1,347,087	\$ 440,386	32.69%
Misc Revenue	24,642	2,627	10.66%
Other Sources	72,268	46,651	64.55%
<b>Total Revenues</b>	<b>\$ 1,443,997</b>	<b>\$ 489,663</b>	<b>33.91%</b>
	Revised Budget	Current Year To Date	Current Year % of Budget
<b>Expenditures:</b>			
Personnel Services	\$ 374,601	\$ 195,512	52.19%
Materials & Supplies	8,000	4,784	59.80%
Contractual Services	2,000	696	34.82%
Capital Outlay	1,045,490	293,163	28.04%
Other Costs	13,910	6,833	49.12%
<b>Total Expenditures</b>	<b>\$ 1,444,001</b>	<b>\$ 500,989</b>	<b>34.69%</b>
<b>Net Revenue (Shortfall)</b>	<b>\$ (4)</b>	<b>\$ (11,326)</b>	<b>-0.78%</b>

**Metropolitan Planning Fund Summary of Cash and Investments**

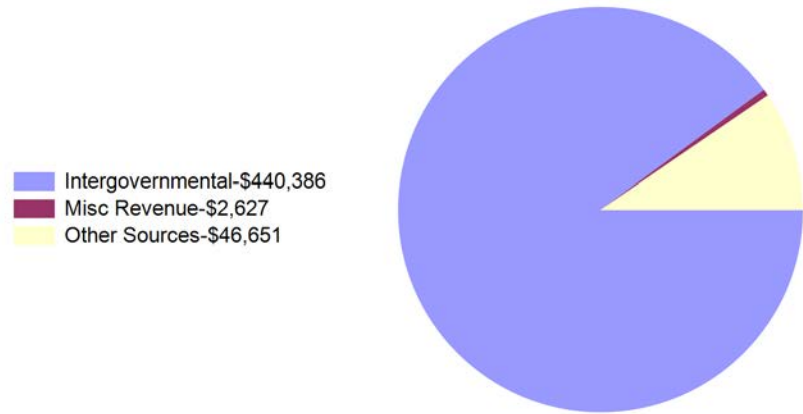
Cash	\$ 76,763
Investments	-
	<u>\$ 76,763</u>

# City of Casper, Wyoming

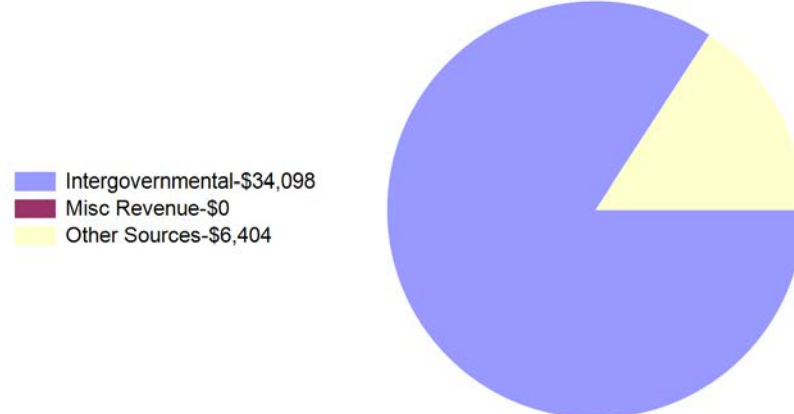
## Metropolitan Planning Fund Summary of Revenues and Expenditures

For Fiscal Year 2023 as of February 28, 2023  
66.67 % OF THE FISCAL YEAR HAS ELAPSED

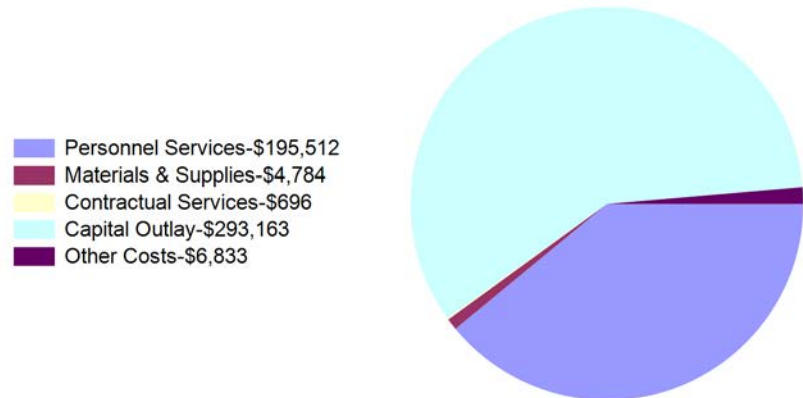
Year To Date Revenues  
\$489,663



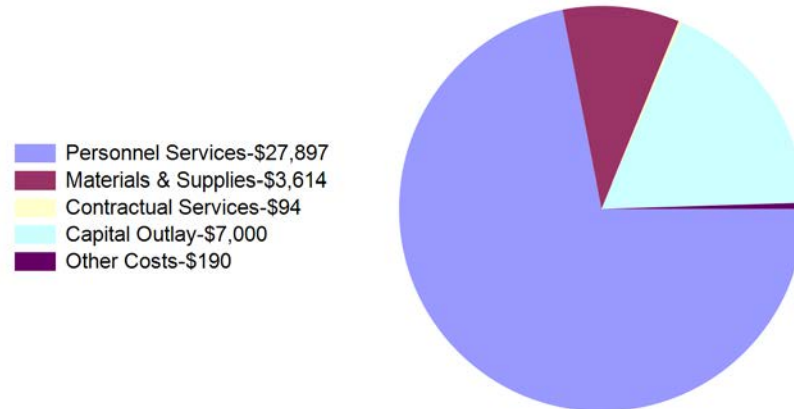
Month To Date Revenues  
\$40,502



Year To Date Expenditures  
\$500,989



Month To Date Expenditures  
\$38,795



City of Casper, Wyoming

Redevelopment Loan Fund Statement of Revenues and Expenditures

For Fiscal Year 2023 as of February 28, 2023

66.67 % OF THE FISCAL YEAR HAS ELAPSED

	Revised Budget	Current Year To Date	Current Year % of Budget
Revenues:			
Other Sources	\$ 63,157	\$ 63,157	100.00%
Total Revenues	\$ 63,157	\$ 63,157	100.00%
	Revised Budget	Current Year To Date	Current Year % of Budget
Expenditures:			
Debt Service	\$ 63,157	\$ 63,157	100.00%
Total Expenditures	\$ 63,157	\$ 63,157	100.00%
Net Revenue (Shortfall)	\$ -	\$ -	0.00%

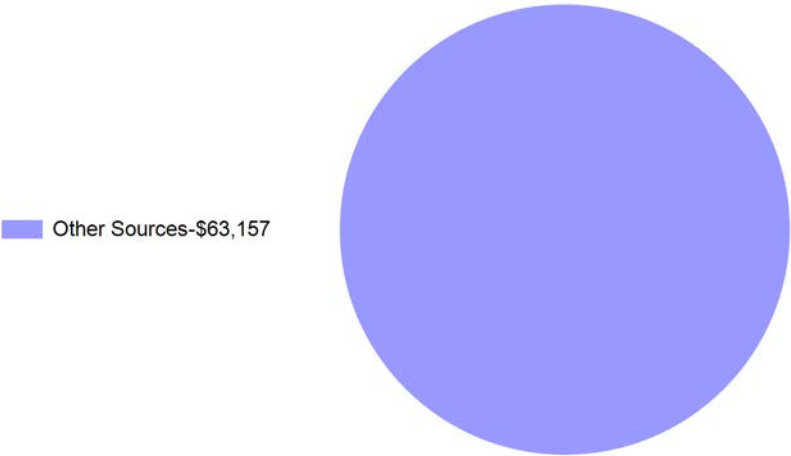
Redevelopment Loan Fund Summary of Cash and Investments

Cash	\$ 100,937
Investments	-
	<u>\$ 100,937</u>

City of Casper, Wyoming  
Redevelopment Loan Fund Summary of Revenues and Expenditures  
For Fiscal Year 2023 as of February 28, 2023  
66.67 % OF THE FISCAL YEAR HAS ELAPSED

Year To Date Revenues  
\$63,157

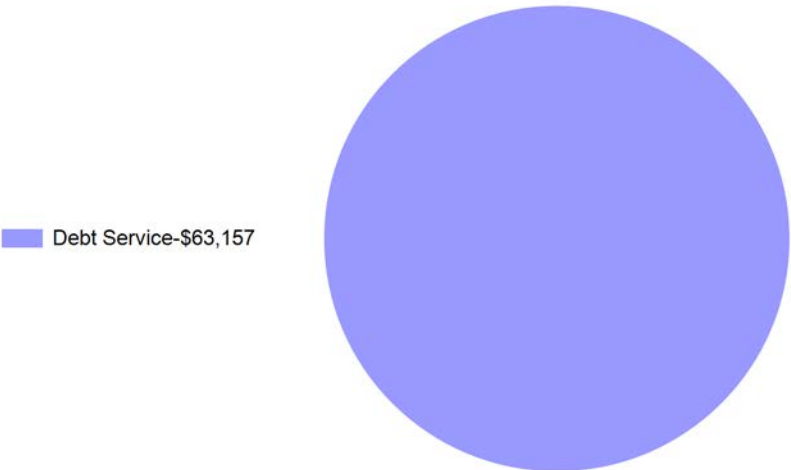
Month To Date Revenues  
\$0



Other Sources-\$0

Year To Date Expenditures  
\$63,157

Month To Date Expenditures  
\$0



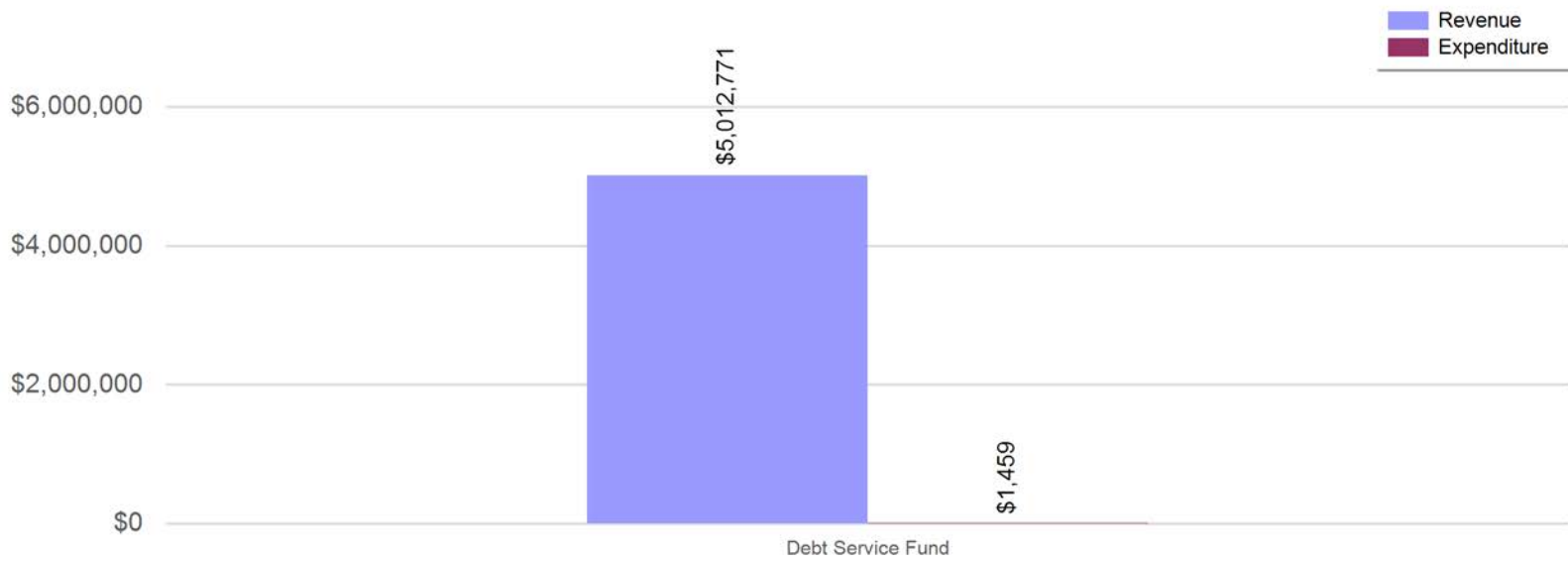
Debt Service-\$0

**City of Casper, Wyoming**  
**Debt Service Funds Balance Sheet**  
For Fiscal Year 2023 as of February 28, 2023  
**66.67 % OF THE FISCAL YEAR HAS ELAPSED**

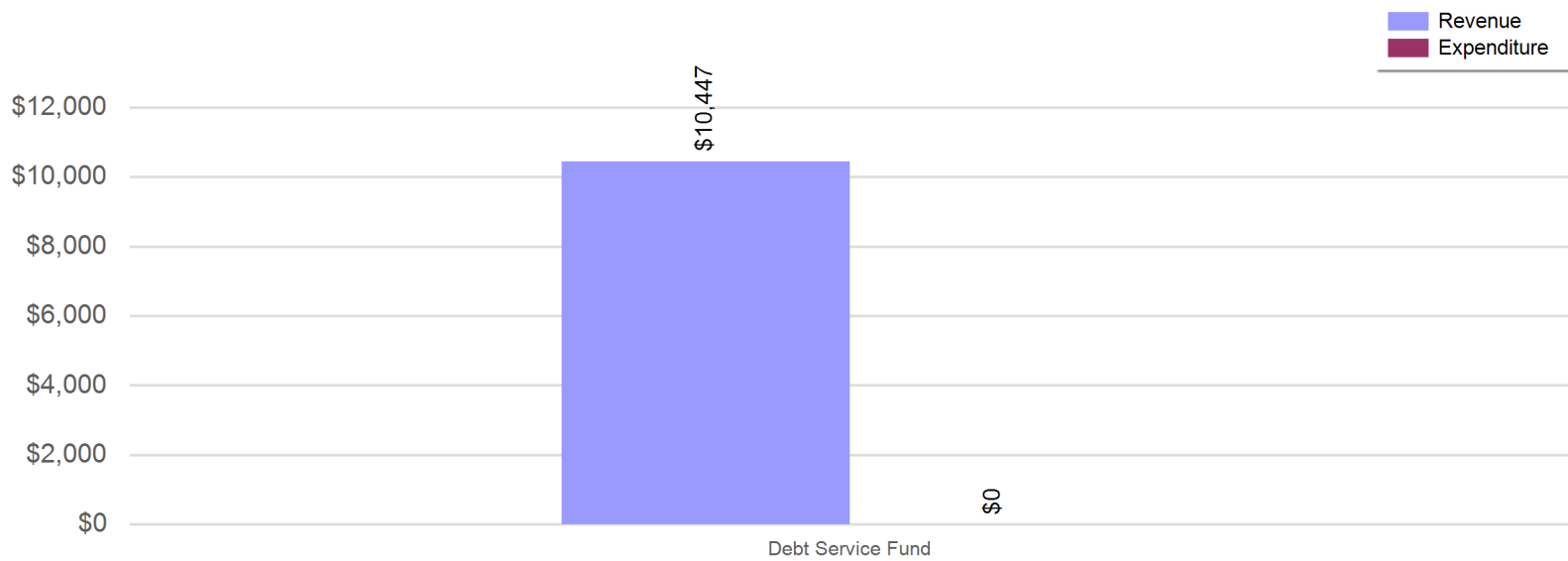
	<u>Debt Service Fund</u>
<b>ASSETS</b>	
Current Assets	
Cash	\$ 235,807
Investments	5,554,601
Market Adjustments	-
Interest Receivable	11,058
Loans Receivable	113,525
Accounts Receivable	(23,665)
Total Current Assets	<u>5,891,326</u>
Total Assets	<u>\$ 5,891,326</u>
<b>LIABILITIES</b>	
Current Liabilities	
Accounts Payable	\$ -
Deferred Revenue	116,164
Total Current Liabilities	<u>116,164</u>
Total Liabilities	<u>\$ 116,164</u>
<b>NET POSITION</b>	
Unrestricted	\$ 5,775,162
Total Net Position	<u>\$ 5,775,162</u>

**City of Casper, Wyoming**  
**Debt Service Funds Revenue and Expenditure Comparison**  
**For Fiscal Year 2023 as of February 28, 2023**  
**66.67 % OF THE FISCAL YEAR HAS ELAPSED**

**Debt Service Funds YTD Revenue and Expenditure Comparison**



**Debt Service Funds MTD Revenue and Expenditure Comparison**



**City of Casper, Wyoming**  
**Local Assessment District Fund Statement of Revenues and Expenditures**  
For Fiscal Year 2023 as of February 28, 2023  
66.67 % OF THE FISCAL YEAR HAS ELAPSED

	<u>Revised Budget</u>	<u>Current Year To Date</u>	<u>Current Year % of Budget</u>
<b>Revenues:</b>			
Misc Revenue	\$ 108,788	\$ 56,299	51.75%
Other Sources	4,956,472	4,956,472	100.00%
<b>Total Revenues</b>	<b>\$ 5,065,260</b>	<b>\$ 5,012,771</b>	<b>98.96%</b>
	<u>Revised Budget</u>	<u>Current Year To Date</u>	<u>Current Year % of Budget</u>
<b>Expenditures:</b>			
Contractual Services	\$ 6,538	\$ 1,459	22.32%
Debt Service	364,706	-	0.00%
Transfers Out	118,374	-	0.00%
<b>Total Expenditures</b>	<b>\$ 489,618</b>	<b>\$ 1,459</b>	<b>0.30%</b>
<b>Net Revenue (Shortfall)</b>	<b>\$ 4,575,642</b>	<b>\$ 5,011,312</b>	<b>98.67%</b>

**Local Assessment District Fund Summary of Cash and Investments**

Cash	\$ 235,807
Investments	5,554,601
	<u><b>\$ 5,790,408</b></u>

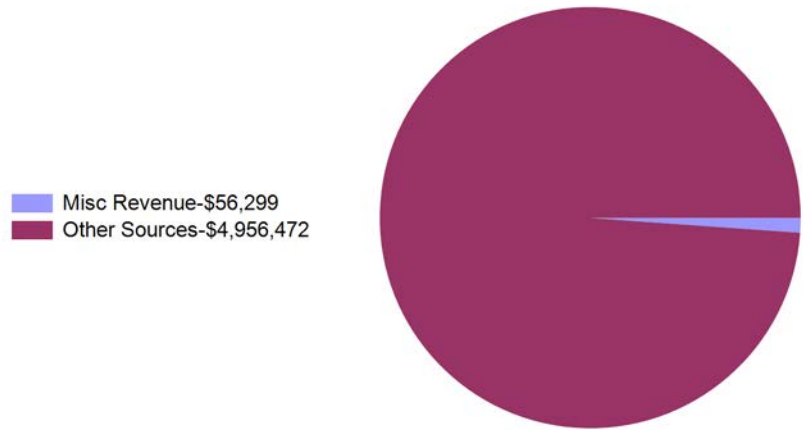


# City of Casper, Wyoming

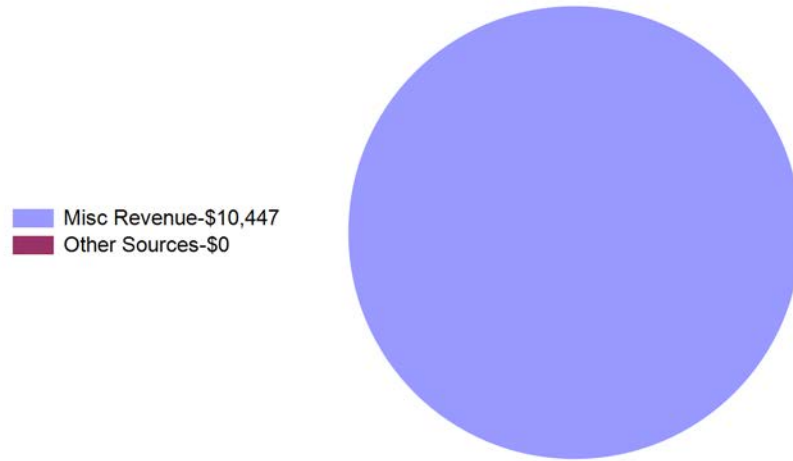
## Local Assessment District Fund Summary of Revenues and Expenditures

For Fiscal Year 2023 as of February 28, 2023  
66.67 % OF THE FISCAL YEAR HAS ELAPSED

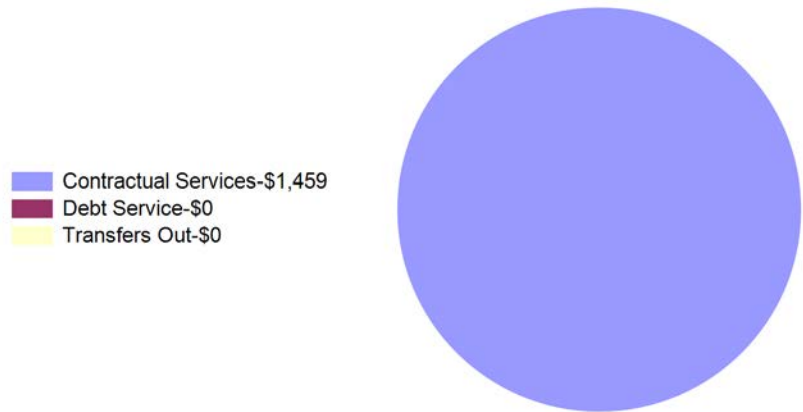
Year To Date Revenues  
\$5,012,771



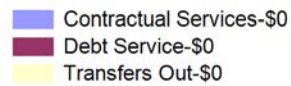
Month To Date Revenues  
\$10,447



Year To Date Expenditures  
\$1,459



Month To Date Expenditures  
\$0



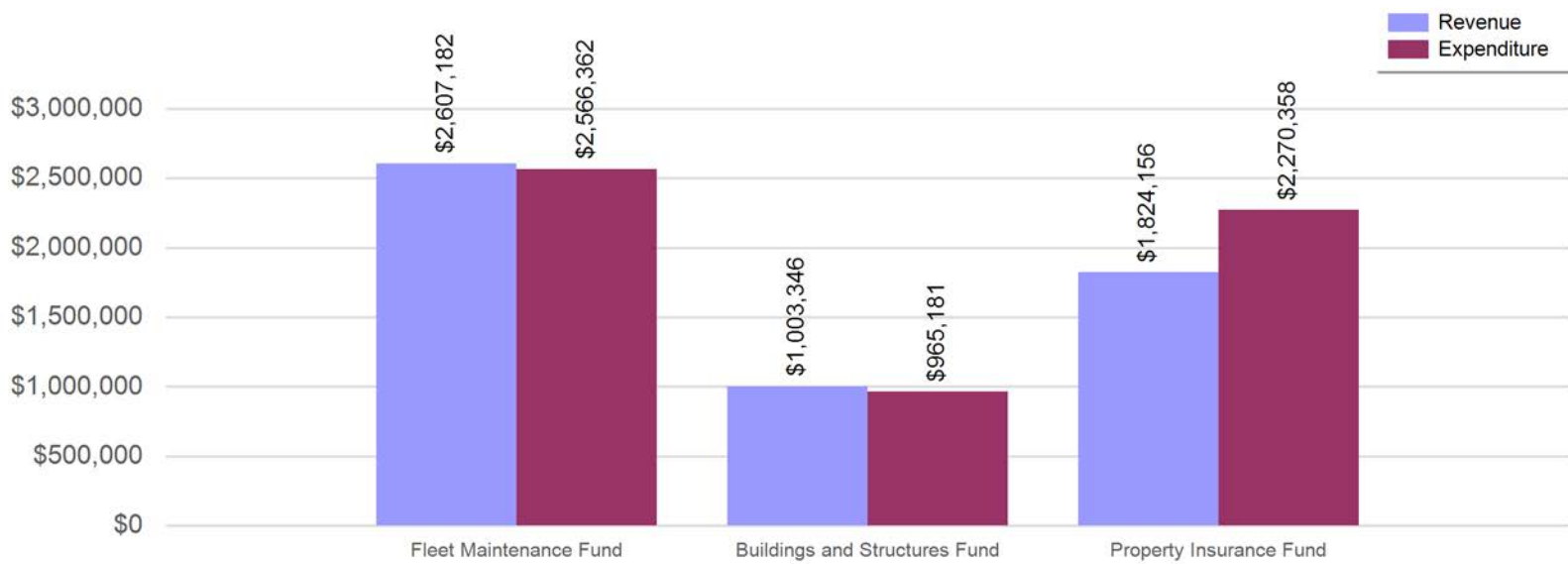
**City of Casper, Wyoming**  
**Internal Service Funds Consolidated Balance Sheet**

For Fiscal Year 2023 as of February 28, 2023  
66.67 % OF THE FISCAL YEAR HAS ELAPSED

	Fleet Maintenance Fund	Buildings and Structures Fund	Property Insurance Fund
<b>ASSETS</b>			
Current Assets			
Cash	\$ 257,565	\$ 580,352	\$ (49,631)
Inventory	84,511		
Accounts Receivable	27,813	15,682	27,364
Prepaid Expenses			-
Total Current Assets	<u>369,889</u>	<u>596,035</u>	<u>(22,267)</u>
Capital Assets			
Equipment	589,674	199,618	
Accumulated Depreciation	(586,975)	(191,367)	
Total Capital Assets	<u>2,699</u>	<u>8,251</u>	
Total Assets	<u>\$ 372,588</u>	<u>\$ 604,286</u>	<u>\$ (22,267)</u>
<b>DEFERRED OUTFLOWS OF RESOURCES</b>			
Total Deferred Outflows Of Resources	<u>\$ 115,632</u>	<u>\$ 79,347</u>	<u>\$ 43,063</u>
<b>LIABILITIES</b>			
Current Liabilities			
Accounts Payable	\$ 62,201	\$ 48,002	\$ 101,844
Accrued Wages and Benefits Payable	26,703	18,748	9,993
Total Current Liabilities	<u>88,904</u>	<u>66,750</u>	<u>111,837</u>
Non-Current Liabilities			
Accrued Comp ABS	39,163	30,809	9,492
Net Pension Liability	443,722	304,485	165,248
Net OPEB Liability	-	-	-
Total Non-Current Liabilities	<u>482,885</u>	<u>335,295</u>	<u>174,740</u>
Total Liabilities	<u>\$ 571,789</u>	<u>\$ 402,045</u>	<u>\$ 286,577</u>
<b>DEFERRED INFLOWS OF RESOURCES</b>			
Total Deferred Inflows Of Resources	<u>\$ 339,770</u>	<u>\$ 233,153</u>	<u>\$ 126,535</u>
<b>NET POSITION</b>			
Net Investment in Capital Assets	\$ 2,699	\$ 8,251	\$
Unrestricted	(426,039)	40,184	(392,316)
Total Net Position	<u>\$ (423,340)</u>	<u>\$ 48,436</u>	<u>\$ (392,316)</u>

**City of Casper, Wyoming**  
**Internal Service Funds Revenue and Expenditure Comparison**  
For Fiscal Year 2023 as of February 28, 2023  
66.67 % OF THE FISCAL YEAR HAS ELAPSED

**Internal Service Funds YTD Revenue and Expenditure Comparison**



**Internal Service Funds MTD Revenue and Expenditure Comparison**



**City of Casper, Wyoming**  
**Fleet Maintenance Fund Statement of Revenues and Expenditures**  
For Fiscal Year 2023 as of February 28, 2023  
66.67 % OF THE FISCAL YEAR HAS ELAPSED

	Revised Budget	Current Year To Date	Current Year % of Budget
<b>Revenues:</b>			
Goods and Svcs Rev	\$ 2,460,888	\$ 1,861,639	75.65%
Misc Revenue	972,000	745,543	76.70%
<b>Total Revenues</b>	<b>\$ 3,432,888</b>	<b>\$ 2,607,182</b>	<b>75.95%</b>
	Revised Budget	Current Year To Date	Current Year % of Budget
<b>Expenditures:</b>			
Personnel Services	\$ 984,301	\$ 596,138	60.56%
Materials & Supplies	1,825,001	1,514,347	82.98%
Contractual Services	570,811	416,245	72.92%
Other Costs	31,475	21,366	67.88%
Utility Expense	21,300	18,266	85.76%
<b>Total Expenditures</b>	<b>\$ 3,432,888</b>	<b>\$ 2,566,362</b>	<b>74.76%</b>
<b>Net Revenue (Shortfall)</b>	<b>\$ -</b>	<b>\$ 40,820</b>	<b>1.19%</b>

**Fleet Maintenance Fund Summary of Cash and Investments**

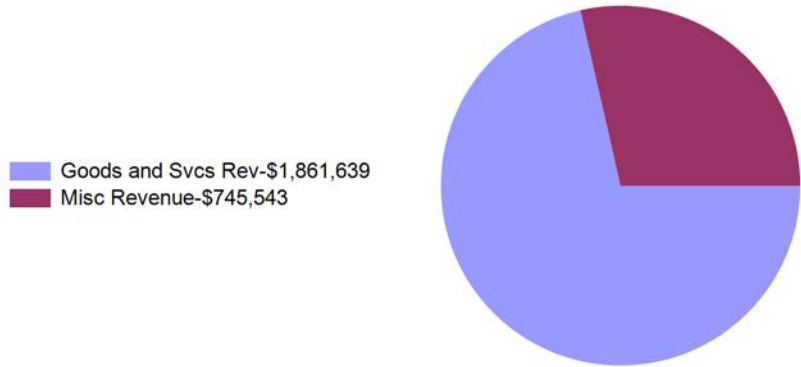
Cash	\$ 257,565
Investments	-
	<u>\$ 257,565</u>

# City of Casper, Wyoming

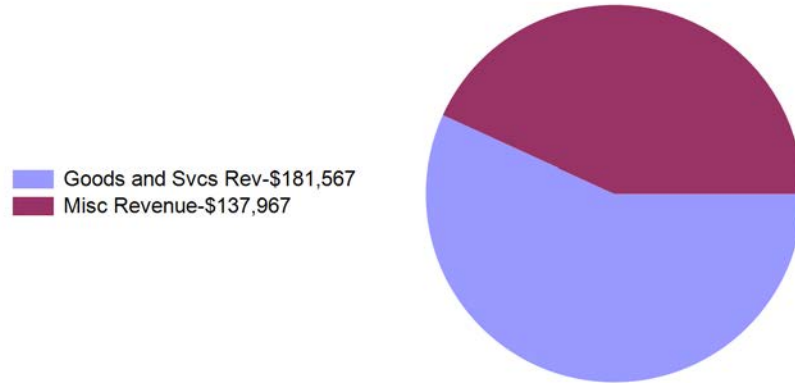
## Fleet Maintenance Fund Summary of Revenues and Expenditures

For Fiscal Year 2023 as of February 28, 2023  
66.67 % OF THE FISCAL YEAR HAS ELAPSED

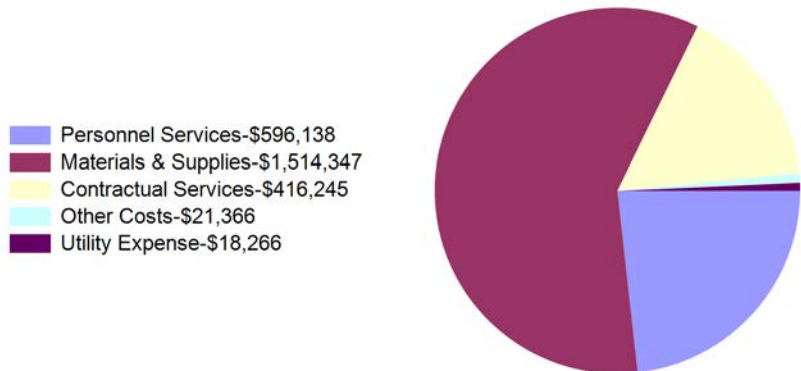
Year To Date Revenues  
\$2,607,182



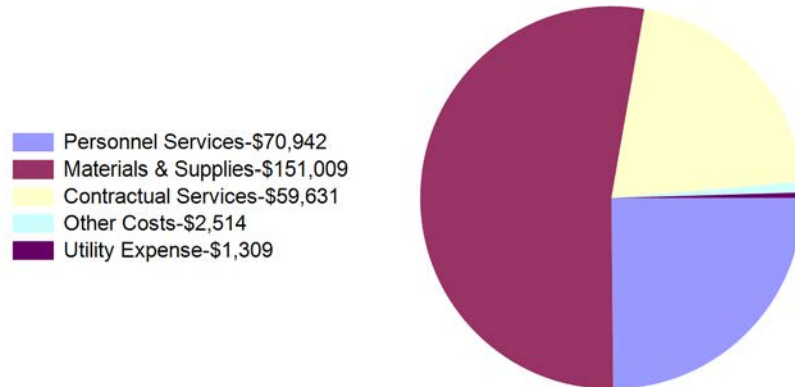
Month To Date Revenues  
\$319,534



Year To Date Expenditures  
\$2,566,362



Month To Date Expenditures  
\$285,404



**City of Casper, Wyoming**  
**Buildings & Structures Fund Statement of Revenues and Expenditures**  
For Fiscal Year 2023 as of February 28, 2023  
66.67 % OF THE FISCAL YEAR HAS ELAPSED

	Revised Budget	Current Year To Date	Current Year % of Budget
<b>Revenues:</b>			
Goods and Svcs Rev	\$ 1,548,878	\$ 995,253	64.26%
Misc Revenue	7,200	4,800	66.67%
Other Sources	4,940	3,293	66.67%
<b>Total Revenues</b>	<b>\$ 1,561,018</b>	<b>\$ 1,003,346</b>	<b>64.28%</b>

	Revised Budget	Current Year To Date	Current Year % of Budget
<b>Expenditures:</b>			
Personnel Services	\$ 1,078,529	\$ 597,927	55.44%
Materials & Supplies	275,182	231,240	84.03%
Contractual Services	165,371	108,890	65.85%
Capital Outlay	2,611	2,611	100.00%
Transfers Out	3,750	-	0.00%
Other Costs	38,694	22,849	59.05%
Utility Expense	4,196	1,664	39.65%
<b>Total Expenditures</b>	<b>\$ 1,568,333</b>	<b>\$ 965,181</b>	<b>61.54%</b>
<b>Net Revenue (Shortfall)</b>	<b>\$ (7,315)</b>	<b>\$ 38,165</b>	<b>2.73%</b>

**Buildings & Structures Fund Summary of Cash and Investments**

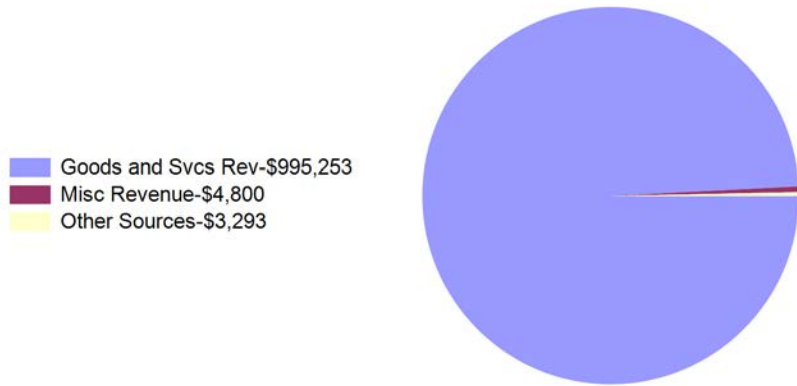
Cash	\$ 580,352
Investments	-
	<u><b>\$ 580,352</b></u>

# City of Casper, Wyoming

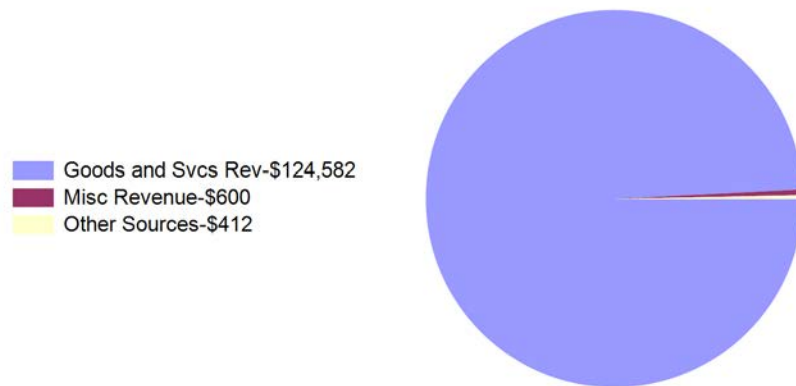
## Buildings & Structures Fund Summary of Revenues and Expenditures

For Fiscal Year 2023 as of February 28, 2023  
66.67 % OF THE FISCAL YEAR HAS ELAPSED

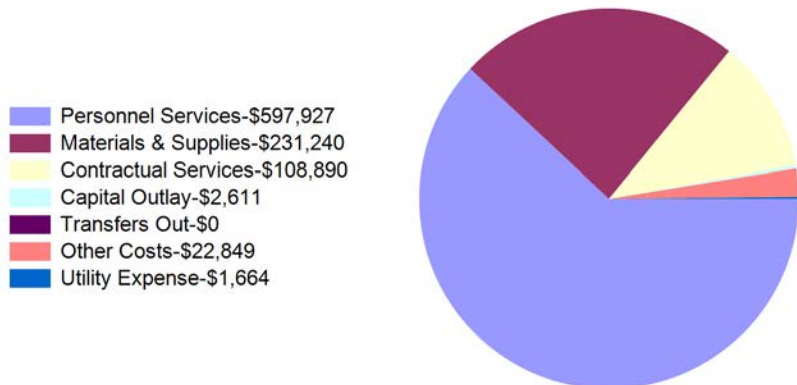
Year To Date Revenues  
\$1,003,346



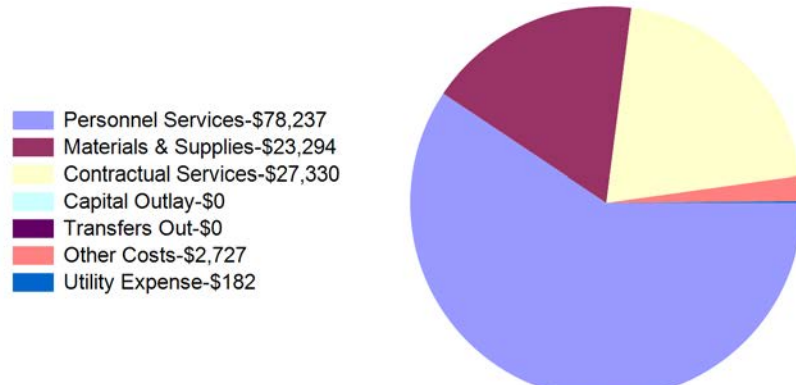
Month To Date Revenues  
\$125,594



Year To Date Expenditures  
\$965,181



Month To Date Expenditures  
\$131,768



**City of Casper, Wyoming**  
**Property Insurance Fund Statement of Revenues and Expenditures**  
For Fiscal Year 2023 as of February 28, 2023  
66.67 % OF THE FISCAL YEAR HAS ELAPSED

	<u>Revised Budget</u>	<u>Current Year To Date</u>	<u>Current Year % of Budget</u>
<b>Revenues:</b>			
Intergovernmental	\$ 10,000	\$ -	0.00%
Goods and Svcs Rev	2,439,187	1,569,810	64.36%
Misc Revenue	168,500	254,346	150.95%
<b>Total Revenues</b>	<b>\$ 2,617,687</b>	<b>\$ 1,824,156</b>	<b>69.69%</b>
	<u>Revised Budget</u>	<u>Current Year To Date</u>	<u>Current Year % of Budget</u>
<b>Expenditures:</b>			
Personnel Services	\$ 353,651	\$ 228,059	64.49%
Materials & Supplies	417,775	372,164	89.08%
Contractual Services	107,966	71,261	66.00%
Capital Outlay	248,662	90,967	36.58%
Transfers Out	5,000	-	0.00%
Other Costs	1,237,460	1,507,544	121.83%
Utility Expense	2,150	362	16.85%
<b>Total Expenditures</b>	<b>\$ 2,372,664</b>	<b>\$ 2,270,358</b>	<b>95.69%</b>
<b>Net Revenue (Shortfall)</b>	<b>\$ 245,023</b>	<b>\$ (446,202)</b>	<b>-26.00%</b>

**Property Insurance Fund Summary of Cash and Investments**

Cash	\$ (49,631)
	<u>\$ (49,631)</u>

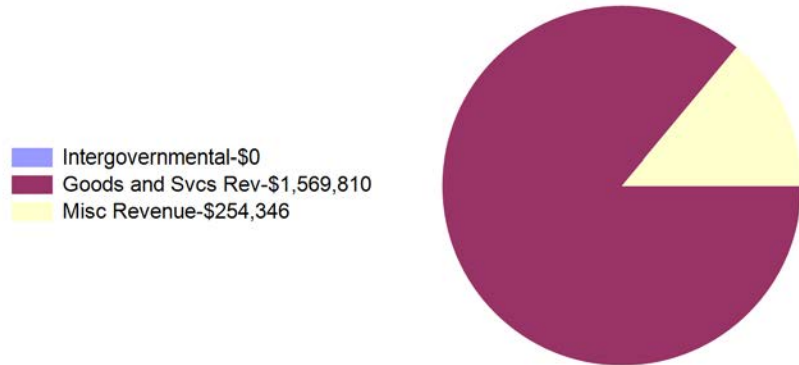


# City of Casper, Wyoming

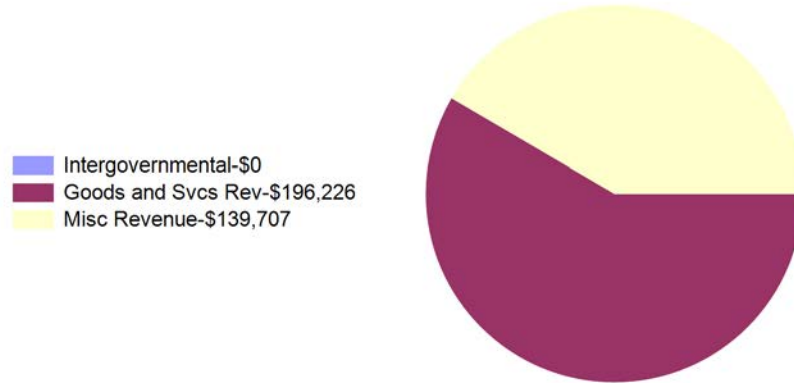
## Property Insurance Fund Summary of Revenues and Expenditures

For Fiscal Year 2023 as of February 28, 2023  
66.67 % OF THE FISCAL YEAR HAS ELAPSED

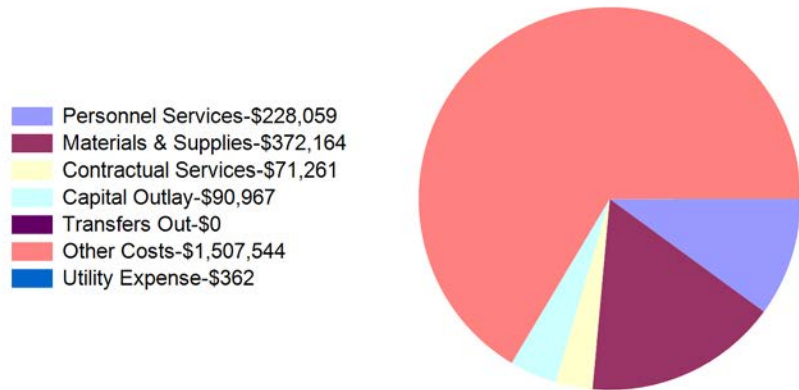
Year To Date Revenues  
\$1,824,156



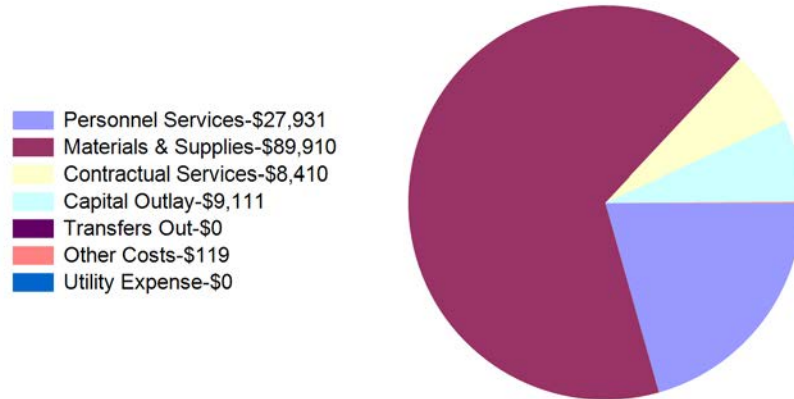
Month To Date Revenues  
\$335,933



Year To Date Expenditures  
\$2,270,358



Month To Date Expenditures  
\$135,481

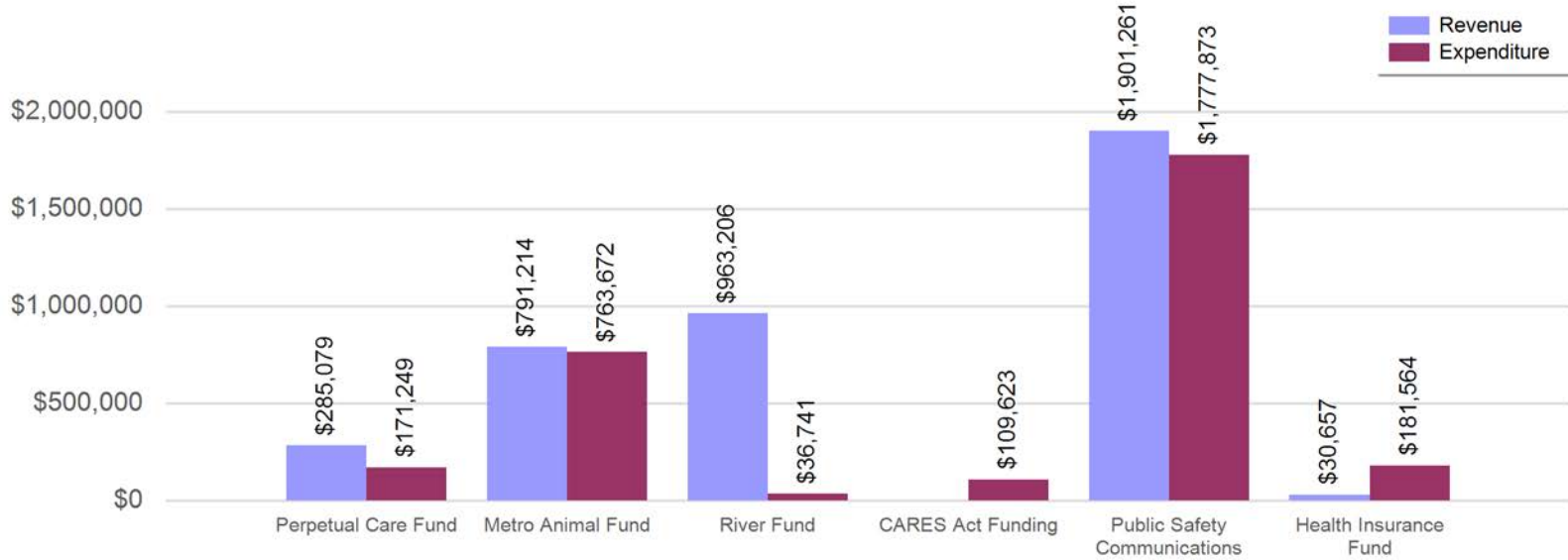


**City of Casper, Wyoming**  
**Trust & Agency Funds Consolidated Balance Sheet**  
For Fiscal Year 2023 as of February 28, 2023  
**66.67 % OF THE FISCAL YEAR HAS ELAPSED**

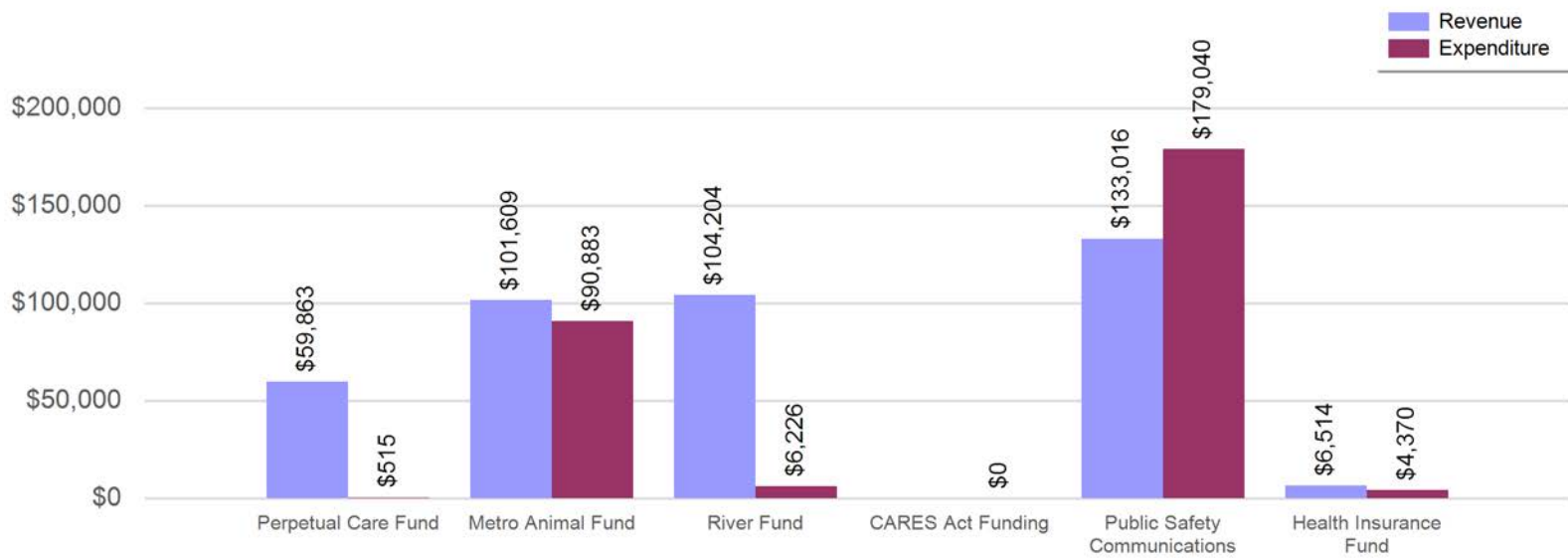
	Perpetual Care Fund	Metro Animal Fund	River Fund	CARES Act Funding	Public Safety Communications	Health Insurance Fund
<b>ASSETS</b>						
Current Assets						
Cash	\$ 244,816	\$ 419,818	\$ 452,300	\$ 28,052	\$ 756,447	\$ 4,280
Investments	29,759,184	542,424	1,101,972	12,142,707		3,353,566
Market Adjustments	-	-		-		-
Loans Receivable	640,384					
Accounts Receivable	-	46,769	-		124,017	
Prepaid Expenses					19,552	
Total Current Assets	<u>30,644,384</u>	<u>1,009,012</u>	<u>1,554,272</u>	<u>12,170,759</u>	<u>900,016</u>	<u>3,357,846</u>
Total Assets	<u>\$ 30,644,384</u>	<u>\$ 1,009,012</u>	<u>\$ 1,554,272</u>	<u>\$ 12,170,759</u>	<u>\$ 900,016</u>	<u>\$ 3,357,846</u>
<b>LIABILITIES</b>						
Current Liabilities						
Accounts Payable	\$ -	\$ 40,228	\$ 6,226	\$ -	\$ 41,872	\$ 39,066
Accrued Wages and Benefits Payable		20,122	-	-	60,961	
Deferred Revenue			223,000	1,115,446		
Total Current Liabilities	<u>-</u>	<u>60,350</u>	<u>229,226</u>	<u>1,115,446</u>	<u>102,833</u>	<u>39,066</u>
Total Liabilities	<u>\$ -</u>	<u>\$ 60,350</u>	<u>\$ 229,226</u>	<u>\$ 1,115,446</u>	<u>\$ 102,833</u>	<u>\$ 39,066</u>
<b>NET POSITION</b>						
Unrestricted	\$ 30,644,384	\$ 948,662	\$ 1,325,047	\$ 11,055,313	\$ 797,183	\$ 3,318,780
Total Net Position	<u>\$ 30,644,384</u>	<u>\$ 948,662</u>	<u>\$ 1,325,047</u>	<u>\$ 11,055,313</u>	<u>\$ 797,183</u>	<u>\$ 3,318,780</u>

**City of Casper, Wyoming**  
**Trust & Agency Funds Revenue and Expenditure Comparison**  
For Fiscal Year 2023 as of February 28, 2023  
66.67 % OF THE FISCAL YEAR HAS ELAPSED

**Trust & Agency Funds YTD Revenue and Expenditure Comparison**



**Trust & Agency Funds MTD Revenue and Expenditure Comparison**



**City of Casper, Wyoming**  
**Perpetual Care Fund Statement of Revenues and Expenditures**  
For Fiscal Year 2023 as of February 28, 2023  
66.67 % OF THE FISCAL YEAR HAS ELAPSED

	Revised Budget	Current Year To Date	Current Year % of Budget
<b>Revenues:</b>			
Misc Revenue	\$ 308,722	\$ 268,581	87.00%
Other Sources	24,747	16,498	66.67%
<b>Total Revenues</b>	<b>\$ 333,469</b>	<b>\$ 285,079</b>	<b>85.49%</b>
	Revised Budget	Current Year To Date	Current Year % of Budget
<b>Expenditures:</b>			
Contractual Services	\$ 22,014	\$ 13,413	60.93%
Capital Outlay	870	-	0.00%
Transfers Out	308,722	157,836	51.13%
<b>Total Expenditures</b>	<b>\$ 331,606</b>	<b>\$ 171,249</b>	<b>51.64%</b>
<b>Net Revenue (Shortfall)</b>	<b>\$ 1,863</b>	<b>\$ 113,829</b>	<b>33.85%</b>

**Perpetual Care Fund Summary of Cash and Investments**

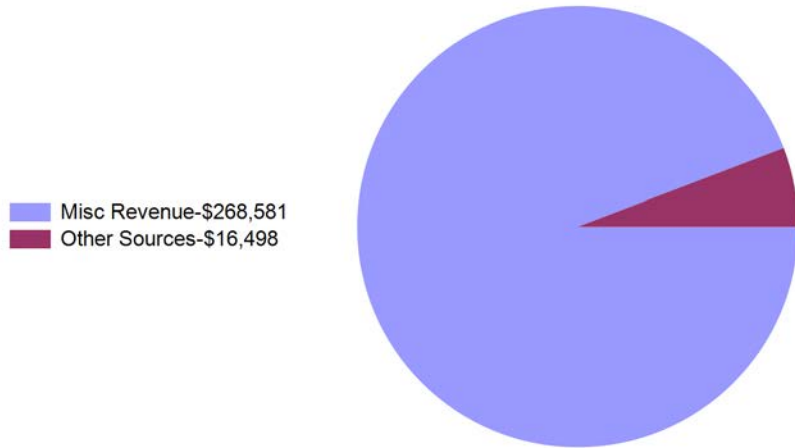
Cash	\$ 244,816
Investments	29,759,184
	<u>\$ 30,004,000</u>

# City of Casper, Wyoming

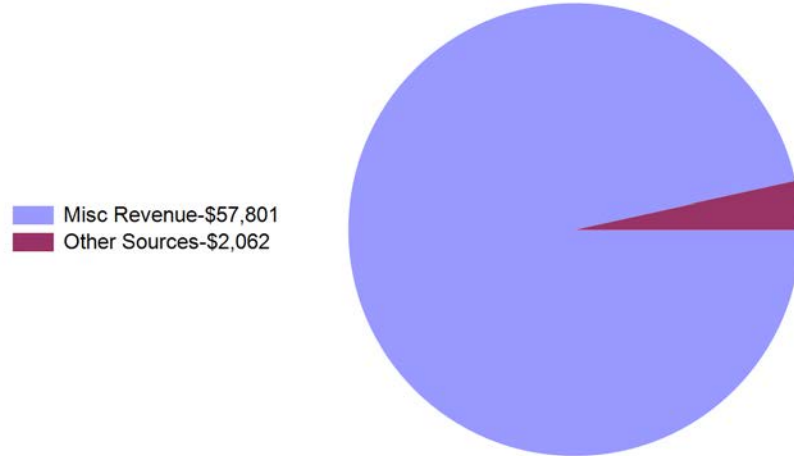
## Perpetual Care Fund Summary of Revenues and Expenditures

For Fiscal Year 2023 as of February 28, 2023  
66.67 % OF THE FISCAL YEAR HAS ELAPSED


Year To Date Revenues  
\$285,079



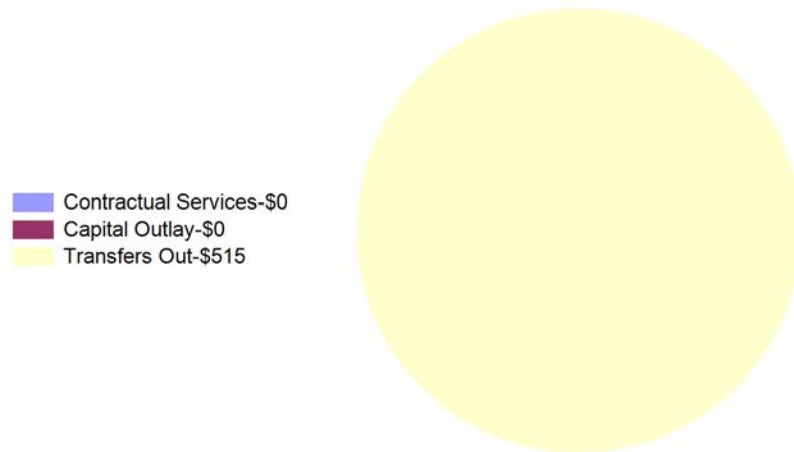
Month To Date Revenues  
\$59,863



Year To Date Expenditures  
\$171,249



Month To Date Expenditures  
\$515



**City of Casper, Wyoming**  
**Metro Fund Statement of Revenues and Expenditures**  
For Fiscal Year 2023 as of February 28, 2023  
66.67 % OF THE FISCAL YEAR HAS ELAPSED

	Revised Budget	Current Year To Date	Current Year % of Budget
<b>Revenues:</b>			
Licences and Permits	\$ 5,000	\$ 1,118	22.36%
Intergovernmental	224,012	167,024	74.56%
Goods and Svcs Rev	31,000	16,944	54.66%
Misc Revenue	26,510	16,838	63.52%
Other Sources	1,200,509	589,290	49.09%
<b>Total Revenues</b>	<b>\$ 1,487,031</b>	<b>\$ 791,214</b>	<b>53.21%</b>

	Revised Budget	Current Year To Date	Current Year % of Budget
<b>Expenditures:</b>			
Personnel Services	\$ 970,263	\$ 466,554	48.09%
Materials & Supplies	161,278	82,998	51.46%
Contractual Services	121,157	99,509	82.13%
Capital Outlay	216,267	-	0.00%
Transfers Out	117,157	78,366	66.89%
Other Costs	56,061	27,973	49.90%
Utility Expense	16,500	8,273	50.14%
<b>Total Expenditures</b>	<b>\$ 1,658,683</b>	<b>\$ 763,672</b>	<b>46.04%</b>
<b>Net Revenue (Shortfall)</b>	<b>\$ (171,652)</b>	<b>\$ 27,541</b>	<b>7.17%</b>

**Metro Fund Summary of Cash and Investments**

Cash	\$ 419,818
Investments	542,424
	<u><b>\$ 962,243</b></u>

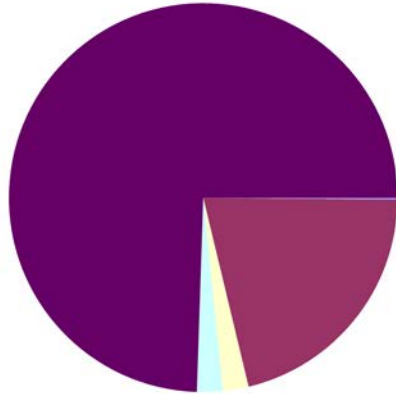
# City of Casper, Wyoming

## Metro Fund Summary of Revenues and Expenditures

For Fiscal Year 2023 as of February 28, 2023  
66.67 % OF THE FISCAL YEAR HAS ELAPSED

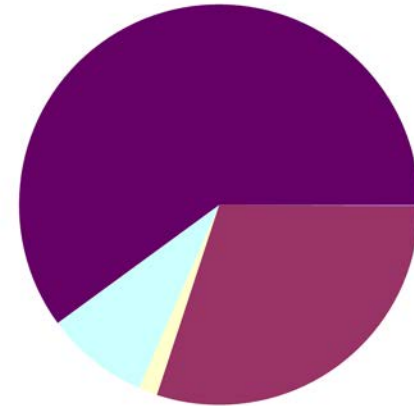
Year To Date Revenues  
\$791,214

Licences and Permits-\$1,118  
Intergovernmental-\$167,024  
Goods and Svcs Rev-\$16,944  
Misc Revenue-\$16,838  
Other Sources-\$589,290



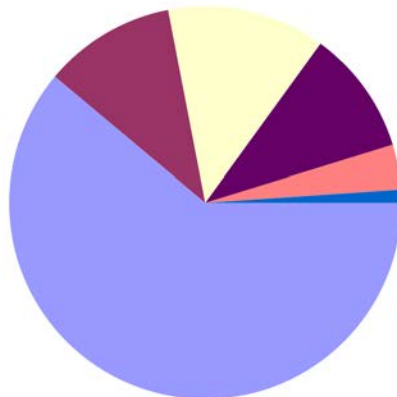
Month To Date Revenues  
\$101,609

Licences and Permits-\$80  
Intergovernmental-\$30,444  
Goods and Svcs Rev-\$1,553  
Misc Revenue-\$8,514  
Other Sources-\$61,018



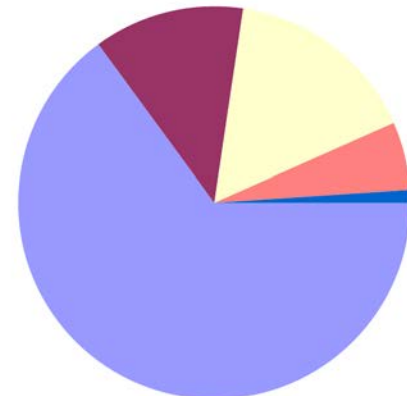
Year To Date Expenditures  
\$763,672

Personnel Services-\$466,554  
Materials & Supplies-\$82,998  
Contractual Services-\$99,509  
Capital Outlay-\$0  
Transfers Out-\$78,366  
Other Costs-\$27,973  
Utility Expense-\$8,273



Month To Date Expenditures  
\$90,883

Personnel Services-\$59,013  
Materials & Supplies-\$11,291  
Contractual Services-\$14,549  
Capital Outlay-\$0  
Transfers Out-\$0  
Other Costs-\$5,066  
Utility Expense-\$964



**City of Casper, Wyoming**  
**River Fund Statement of Revenues and Expenditures**  
For Fiscal Year 2023 as of February 28, 2023  
66.67 % OF THE FISCAL YEAR HAS ELAPSED

	Revised Budget	Current Year To Date	Current Year % of Budget
<b>Revenues:</b>			
Intergovernmental	\$ 4,669,291	\$ -	0.00%
Misc Revenue	1,265,000	76,698	6.06%
Other Sources	1,379,762	886,508	64.25%
<b>Total Revenues</b>	<b>\$ 7,314,053</b>	<b>\$ 963,206</b>	<b>13.17%</b>
<b>Expenditures:</b>			
Personnel Services	\$ 10,000	\$ 2,248	22.48%
Materials & Supplies	14,660	2,191	14.95%
Contractual Services	8,000	6,673	83.41%
Capital Outlay	7,245,040	25,629	0.35%
Other Costs	850	-	0.00%
<b>Total Expenditures</b>	<b>\$ 7,278,550</b>	<b>\$ 36,741</b>	<b>0.50%</b>
<b>Net Revenue (Shortfall)</b>	<b>\$ 35,503</b>	<b>\$ 926,465</b>	<b>12.66%</b>

**River Fund Summary of Cash and Investments**

Cash	\$ 452,300
Investments	1,101,972
	<u>\$ 1,554,272</u>



# City of Casper, Wyoming

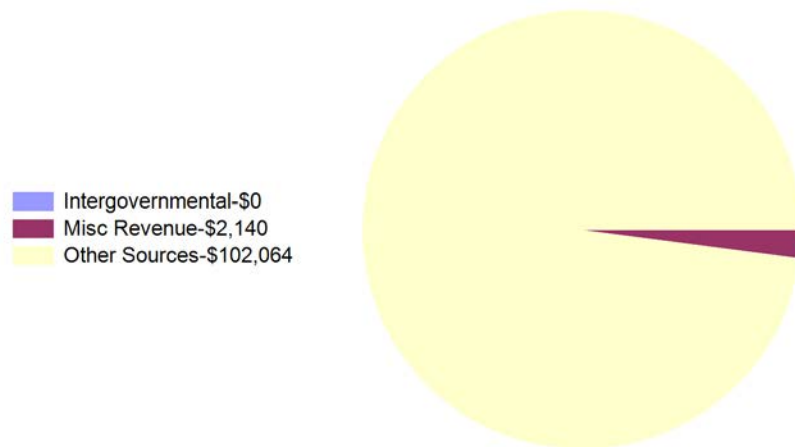
## River Fund Summary of Revenues and Expenditures

For Fiscal Year 2023 as of February 28, 2023  
66.67 % OF THE FISCAL YEAR HAS ELAPSED

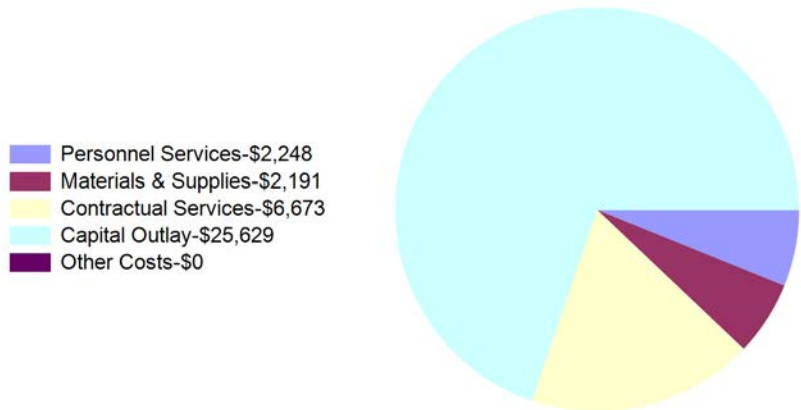
Year To Date Revenues  
\$963,206




Month To Date Revenues  
\$104,204



Year To Date Expenditures  
\$36,741



Month To Date Expenditures  
\$6,226



**City of Casper, Wyoming**  
**CARES Act Funding Statement of Revenues and Expenditures**  
For Fiscal Year 2023 as of February 28, 2023  
66.67 % OF THE FISCAL YEAR HAS ELAPSED

Revenues:  
Total Revenues

	Revised Budget	Current Year To Date	Current Year % of Budget
<b>Expenditures:</b>			
Materials & Supplies	\$ 3,250	\$ 1,323	40.72%
Contractual Services	71,000	71,000	100.00%
Capital Outlay	37,300	37,300	100.00%
<b>Total Expenditures</b>	<b>\$ 111,550</b>	<b>\$ 109,623</b>	<b>98.27%</b>
<b>Net Revenue (Shortfall)</b>	<b>\$ (111,550)</b>	<b>\$ (109,623)</b>	<b>NaN</b>

**CARES Act Funding Summary of Cash and Investments**

Cash	\$ 28,052
Investments	12,142,707
	<u><b>\$ 12,170,759</b></u>

City of Casper, Wyoming  
CARES Act FundingSummary of Revenues and Expenditures  
For Fiscal Year 2023 as of February 28, 2023  
66.67 % OF THE FISCAL YEAR HAS ELAPSED

Year To Date Revenues

No Data Available

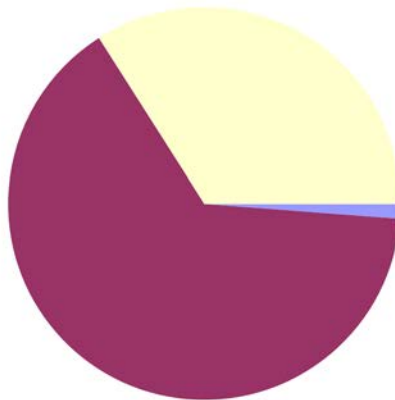
Month To Date Revenues

No Data Available

Year To Date Expenditures  
\$109,623

Month To Date Expenditures  
\$0

Materials & Supplies-\$1,323  
Contractual Services-\$71,000  
Capital Outlay-\$37,300



Materials & Supplies-\$0  
Contractual Services-\$0  
Capital Outlay-\$0

**City of Casper, Wyoming**  
**PSCC Fund Statement of Revenues and Expenditures**  
For Fiscal Year 2023 as of February 28, 2023  
66.67 % OF THE FISCAL YEAR HAS ELAPSED

	Revised Budget	Current Year To Date	Current Year % of Budget
<b>Revenues:</b>			
Intergovernmental	\$ 602,030	\$ 393,620	65.38%
Goods and Svcs Rev	178,332	126,011	70.66%
Misc Revenue	750,000	504,253	67.23%
Other Sources	1,428,811	877,377	61.41%
<b>Total Revenues</b>	<b>\$ 2,959,173</b>	<b>\$ 1,901,261</b>	<b>64.25%</b>

	Revised Budget	Current Year To Date	Current Year % of Budget
<b>Expenditures:</b>			
Personnel Services	\$ 1,863,100	\$ 1,145,724	61.50%
Materials & Supplies	43,058	13,389	31.09%
Contractual Services	638,191	453,882	71.12%
Capital Outlay	220,475	3,992	1.81%
Other Costs	85,481	59,615	69.74%
Utility Expense	150,000	101,271	67.51%
<b>Total Expenditures</b>	<b>\$ 3,000,305</b>	<b>\$ 1,777,873</b>	<b>59.26%</b>
<b>Net Revenue (Shortfall)</b>	<b>\$ (41,132)</b>	<b>\$ 123,388</b>	<b>4.99%</b>

**PSCC Fund Summary of Cash and Investments**

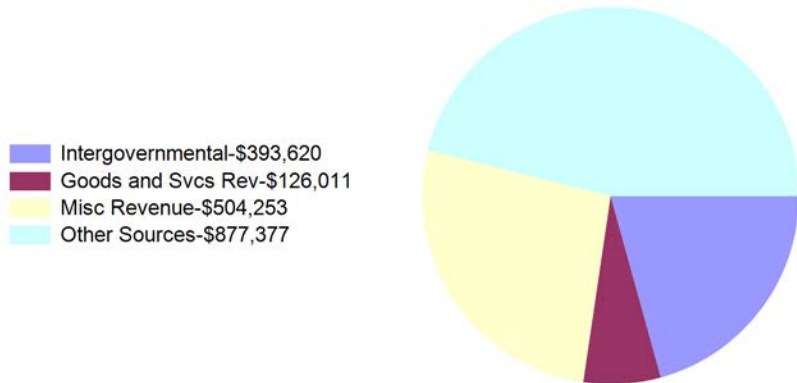
Cash	\$ 756,447
Investments	-
	<u>\$ 756,447</u>

# City of Casper, Wyoming

## PSCC Fund Summary of Revenues and Expenditures

For Fiscal Year 2023 as of February 28, 2023  
66.67 % OF THE FISCAL YEAR HAS ELAPSED

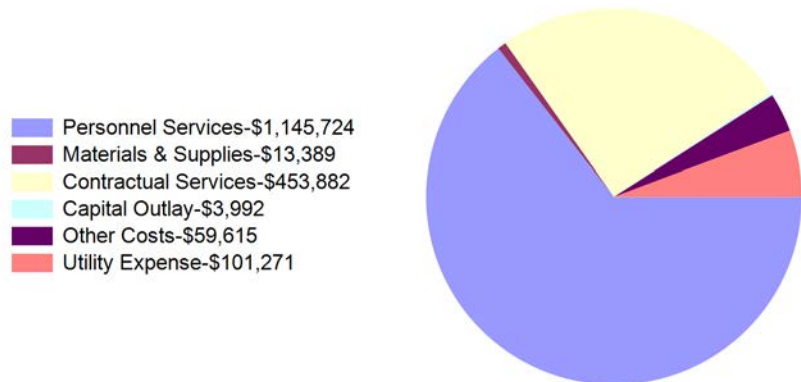
Year To Date Revenues  
\$1,901,261



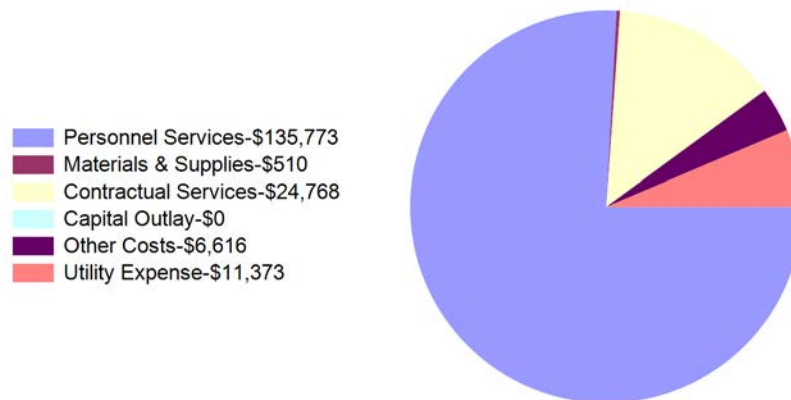
Month To Date Revenues  
\$133,016



Year To Date Expenditures  
\$1,777,873



Month To Date Expenditures  
\$179,040



# City of Casper, Wyoming

## Health Insurance Fund Statement of Revenues and Expenditures

For Fiscal Year 2023 as of February 28, 2023  
66.67 % OF THE FISCAL YEAR HAS ELAPSED

	Revised Budget	Current Year To Date	Current Year % of Budget
<b>Revenues:</b>			
Misc Revenue	\$ 25,576	\$ 30,657	119.87%
<b>Total Revenues</b>	<b>\$ 25,576</b>	<b>\$ 30,657</b>	<b>119.87%</b>
<b>Expenditures:</b>			
Personnel Services	\$ 33,500	\$ 33,280	99.34%
Materials & Supplies	6,700	1,306	19.49%
Contractual Services	361,824	146,093	40.38%
Other Costs	15,300	885	5.78%
<b>Total Expenditures</b>	<b>\$ 417,324</b>	<b>\$ 181,564</b>	<b>43.51%</b>
<b>Net Revenue (Shortfall)</b>	<b>\$ (391,748)</b>	<b>\$ (150,907)</b>	<b>76.36%</b>

## Health Insurance Fund Summary of Cash and Investments

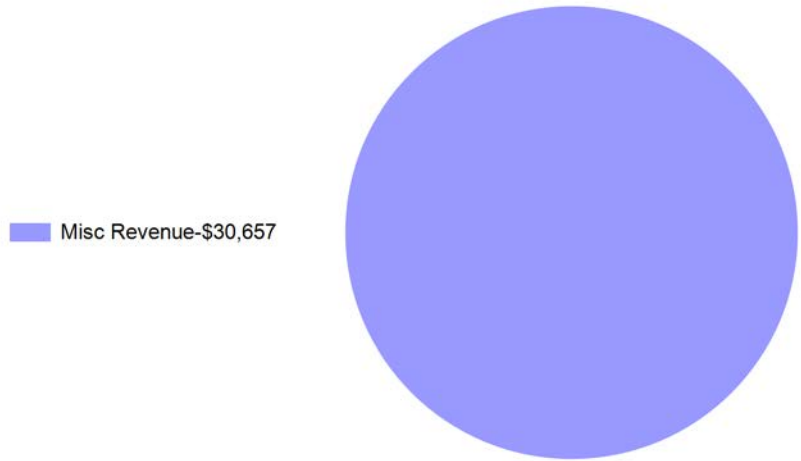
Cash	\$ 4,280
Investments	3,353,566
	<b>\$ 3,357,846</b>

# City of Casper, Wyoming

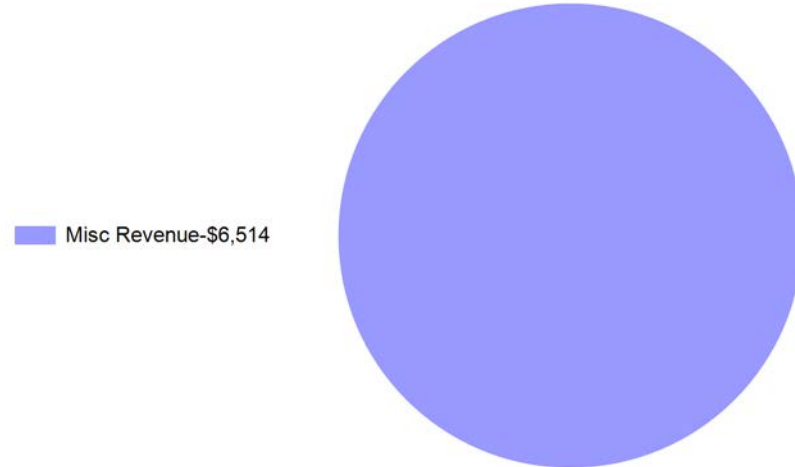
## Health Insurance Fund Summary of Revenues and Expenditures

For Fiscal Year 2023 as of February 28, 2023  
66.67 % OF THE FISCAL YEAR HAS ELAPSED


Year To Date Revenues  
\$30,657



Month To Date Revenues  
\$6,514



Year To Date Expenditures  
\$181,564



Month To Date Expenditures  
\$4,370

